



# The Economic & Social Contributions of the U.S. Animal Health Industry

Animal health manufacturers develop and produce medicines, vaccines, and other products for food and companion animals. These products are critical to animal-related industries.

## The animal health industry supports \$608.1 B in economic activity.

### Direct Impact

Animal Health  
**\$13.8B**



### Indirect Impact

Meat & Dairy Mfg.  
**\$338.4B**

Animal Production  
**\$198.9B**

Veterinary Svs.  
**\$51.0B**

Pet Svs.  
**\$6.0B**

### Total Impact (Direct + Indirect)

**OUTPUT: \$608.1B**  
\$13.8B Direct + \$594.3B Indirect

**JOBS: 1.5M**  
24.1K Direct + 1.5M Indirect

**WAGES: \$74.5B**  
\$1.6B Direct + \$72.9B Indirect

### Additional Impacts (Direct Only)

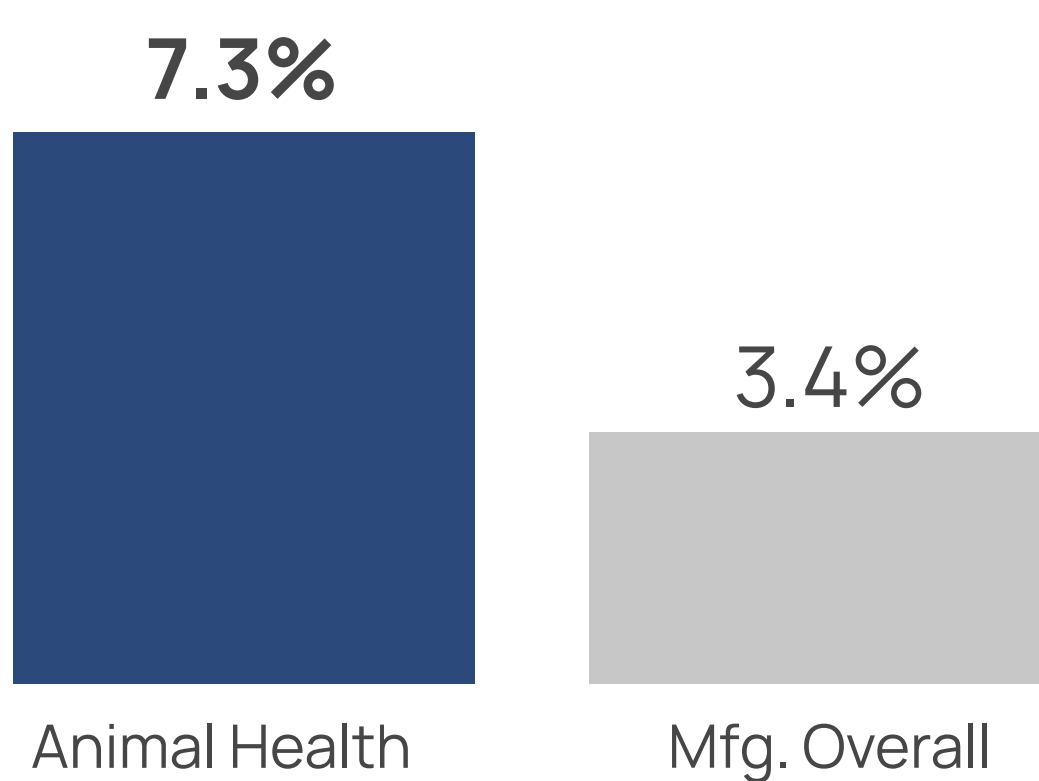
**EXPORTS: \$2.5B**

**TAXES: \$1.5B**

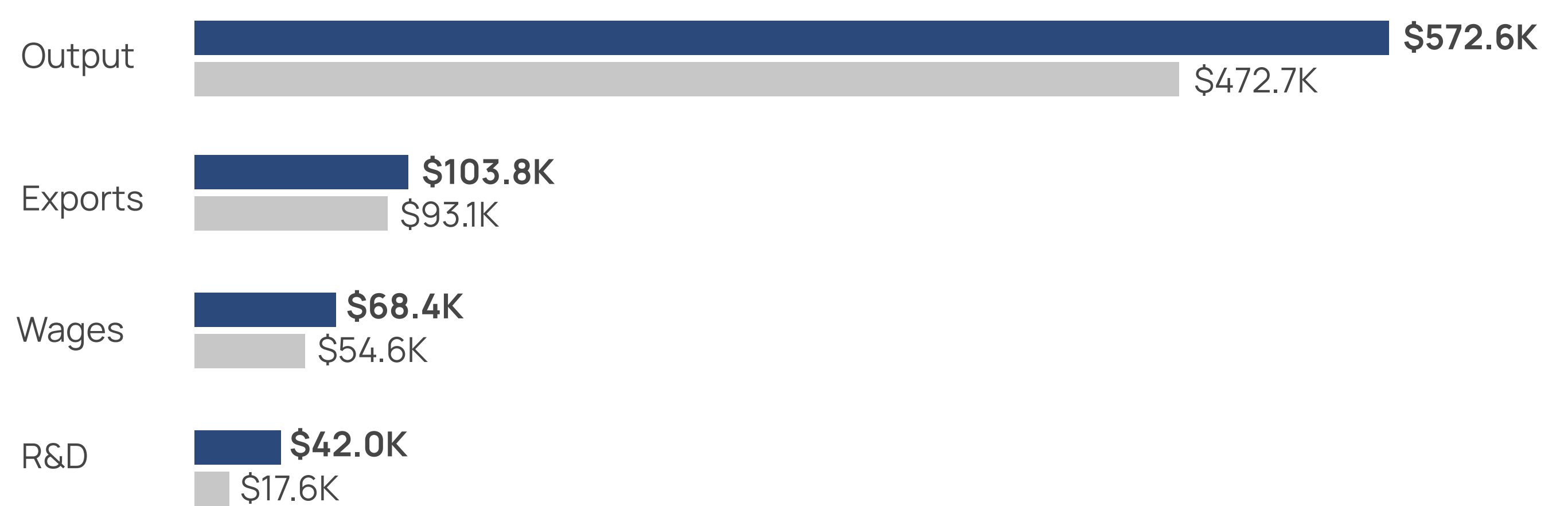
**R&D: \$1.0B**

## The animal health industry invests heavily in R&D and outperforms the manufacturing sector overall across key economic indicators.

### R&D as % of sales



### Economic performance per worker

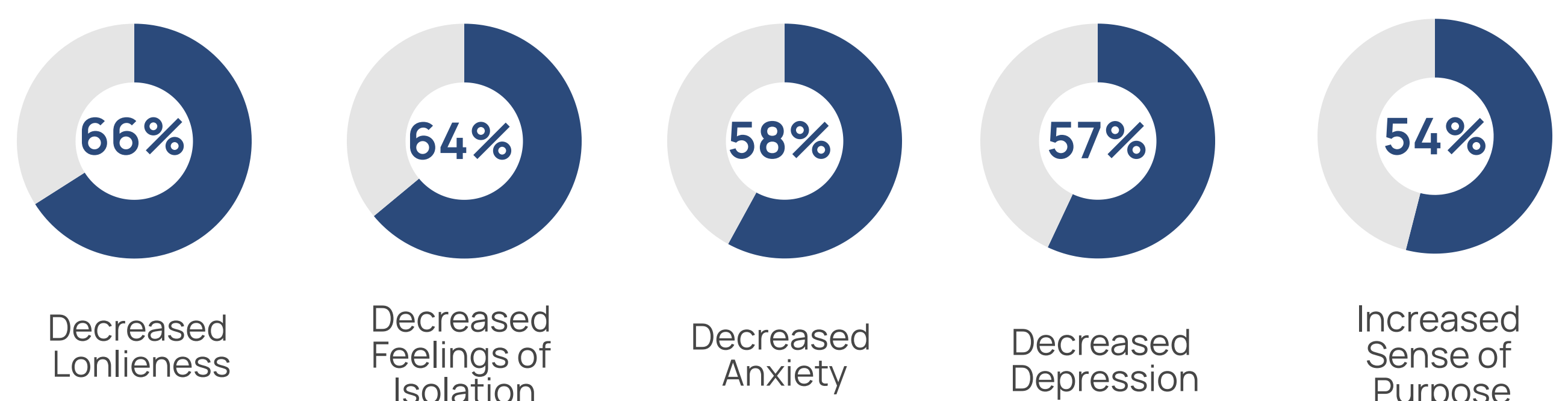


## The animal health industry improves food safety and availability and, by protecting pets, positively supports mental and emotional health.

### Animal health products protect the food supply

- Brucellosis vaccination programs** protect against foodborne disease and reduce economic losses caused by the disease
- The E. Coli vaccine** for cattle is capable of reducing cases in humans by 85%
- Rinderpest vaccines** and interventions have eradicated this devastating cattle disease

### Animal companionship improved mental health during COVID-19







# Alabama

The animal health industry provides critical products to animal-related industries and supports **\$11.9 billion** in economic activity in Alabama.

### Direct Impact

Animal Health



### Indirect Impact

- Meat & Dairy Mfg. **\$9.5B**
- Animal Production **\$1.5B**
- Veterinary Svs. **\$770.4M**
- Pet Svs. **\$64.5M**

### Impact of Indirect Industries

- OUTPUT: \$11.9B**
- JOBS: 33.1K**
- WAGES: \$1.4B**

Animal health products protect pets and their human families in **1.3 million households** across Alabama.

### Pet Ownership & Expenditures




**1.3M**

Households have at least one pet

**\$867.0M**

Annual spending on pets, incl. vet visits, pet purchase, medicine, & supplies

### Total Pet Count




**CATS: 1.2M**



**DOGS: 1.6M**

Animal health products protect nearly **1.2 billion food animals** from disease and ensure the safety of **4.4 billion lbs** of food consumed in Alabama.

### Food Producing Animals



Chickens & Turkeys



**1.2B**



Cattle



**1.3M**



Hogs & Pigs



**12K**

### Food Availability (Lbs)




**DAIRY: 3.3B**



**RED MEAT: 560.5M**



**POULTRY: 401.4.M**



**EGGS: 189.9M**



# Alaska

The animal health industry provides critical products to animal-related industries and supports **\$397.4 million** in economic activity in Alaska.

### Direct Impact

Animal Health



### Indirect Impact



Meat & Dairy Mfg.  
**\$38.6M**



Animal Production  
**\$237.9M**



Veterinary Svs.  
**\$107.3M**



Pet Svs.  
**\$13.6M**

### Impact of Indirect Industries



OUTPUT: **\$397.4M**



JOBS: **1.7K**



WAGES: **\$69.0M**

Animal health products protect pets and their human families in **178.6 thousand households** across Alaska.

### Pet Ownership & Expenditures




**178.6K**

Households have at least one pet

**\$117.1M**

Annual spending on pets, incl. vet visits, pet purchase, medicine, & supplies

### Total Pet Count



CATS: **160.9K**




DOGS: **217.9K**

Animal health products protect **18.9 thousand food animals** from disease and ensure the safety of **645.6 million lbs** of food consumed in Alaska.

### Food Producing Animals



Cattle



Hogs & Pigs



### Food Availability (Lbs)




DAIRY: **478.1M**



RED MEAT: **81.5M**



POULTRY: **58.4M**



EGGS: **27.6M**





# Arizona

The animal health industry provides critical products to animal-related industries and supports **\$8.3 billion** in economic activity in Arizona.

### Direct Impact

Animal Health



### Indirect Impact



Meat & Dairy Mfg.  
**\$3.6B**



Animal Production  
**\$3.4B**



Veterinary Svcs.  
**\$1.1B**



Pet Svcs.  
**\$126.6M**



### Impact of Indirect Industries



OUTPUT: **\$8.3B**



JOBS: **22.4K**



WAGES: **\$1.1B**

Animal health products protect pets and their human families in **1.9 million households** across Arizona.

### Pet Ownership & Expenditures




**1.9M**

Households have at least one pet

**\$1.2B**

Annual spending on pets, incl. vet visits, pet purchase, medicine, & supplies

### Total Pet Count



CATS: **1.7M**




DOGS: **2.3M**

Animal health products protect over **1.2 million food animals** from disease and ensure the safety of **6.4 billion lbs** of food consumed in Arizona.


### Food Producing Animals



Cattle



Hogs & Pigs



Sheep & Lambs



### Food Availability (Lbs)




DAIRY: **4.7B**



RED MEAT: **809.2M**



POULTRY: **579.5M**



EGGS: **274.2M**



# Arkansas

The animal health industry provides critical products to animal-related industries and supports **\$16.4 billion** in economic activity in Arkansas.

### Direct Impact

Animal Health



### Indirect Impact



Meat & Dairy Mfg.  
**\$13.5B**



Animal Production  
**\$2.4B**



Veterinary Svcs.  
**\$390.7M**



Pet Svcs.  
**\$38.5M**



### Impact of Indirect Industries



OUTPUT: **\$16.4B**



JOBS: **40.8K**



WAGES: **\$1.8B**

Animal health products protect pets and their human families in **819.4 thousand households** across Arkansas.

### Pet Ownership & Expenditures




**819.4K**

Households have at least one pet

**\$537.4M**

Annual spending on pets, incl. vet visits, pet purchase, medicine, & supplies

### Total Pet Count




CATS: **738.3K**



DOGS: **999.6K**

Animal health products protect over **1.1 billion** food animals from disease and ensure the safety of **2.7 billion lbs** of food consumed in Arkansas.

### Food Producing Animals



Chickens & Turkeys



1.1B



Cattle



1.8M



Hogs & Pigs



126.0K

### Food Availability (Lbs)




DAIRY: **2.0B**



RED MEAT: **336.5M**



POULTRY: **241.0M**



EGGS: **114.0M**





# California

The animal health industry provides critical products to animal-related industries and supports **\$50.8 billion** in economic activity in California.

### Direct Impact

Animal Health



### Indirect Impact



Meat & Dairy Mfg.  
**\$23.6B**



Animal Production  
**\$21.2B**



Veterinary Svcs.  
**\$5.4B**



Pet Svcs.  
**\$600.8M**



### Impact of Indirect Industries



OUTPUT: **\$50.8B**



JOBS: **128.0K**



WAGES: **\$6.9B**

Animal health products protect pets and their human families in **9.2 million households** across California.

### Pet Ownership & Expenditures




**9.2M**

Households have at least one pet

**\$6.0B**

Annual spending on pets, incl. vet visits, pet purchase, medicine, & supplies

### Total Pet Count




CATS: **8.3M**



DOGS: **11.2M**

Animal health products protect nearly **29.4 million food animals** from disease and ensure the safety of **34.6 billion lbs** of food consumed in California.

### Food Producing Animals



Chickens & Turkeys

**23.6M**



Cattle

**5.2M**



Hogs & Pigs

**99.0K**



Sheep & Lambs

**555.0K**

### Food Availability (Lbs)




DAIRY: **25.6B**



RED MEAT: **4.4B**



POULTRY: **3.1B**



EGGS: **1.5B**

# Colorado

The animal health industry provides critical products to animal-related industries and supports **\$12.1 billion** in economic activity in Colorado.

## Direct Impact

Animal Health



## Indirect Impact

- Meat & Dairy Mfg. **\$5.2B**
- Animal Production **\$5.3B**
- Veterinary Svs. **\$1.3B**
- Pet Svs. **\$196.2M**

## Impact of Indirect Industries

- OUTPUT: \$12.1B**
- JOBS: 33.2K**
- WAGES: \$1.7B**

Animal health products protect pets and their human families in **1.5 million households** across Colorado.

## Pet Ownership & Expenditures




**1.5M**

Households have at least one pet

**\$981.2M**

Annual spending on pets, incl. vet visits, pet purchase, medicine, & supplies

## Total Pet Count




**CATS: 1.3M**



**DOGS: 1.8M**

Animal health products protect over **10 million food animals** from disease and ensure the safety of **5.1 billion lbs** of food consumed in Colorado.

## Food Producing Animals



Chickens & Turkeys

**6.3M**



Cattle

**2.7M**



Hogs & Pigs

**620.0K**



Sheep & Lambs

**445.0K**

## Food Availability (Lbs)




**DAIRY: 3.8B**



**RED MEAT: 646.4M**



**POULTRY: 462.9M**



**EGGS: 219.0M**



# Connecticut

The animal health industry provides critical products to animal-related industries and supports **\$2.6 billion** in economic activity in Connecticut.

## Direct Impact

Animal Health



## Indirect Impact



Meat & Dairy Mfg.  
**\$1.0B**



Animal Production  
**\$931.3M**



Veterinary Svcs.  
**\$609.5M**



Pet Svcs.  
**\$74.5M**



## Impact of Indirect Industries



OUTPUT: **\$2.6B**



JOBS: **9.6K**



WAGES: **\$479.2M**

Animal health products protect pets and their human families in **969.8 thousand households** across Connecticut.

## Pet Ownership & Expenditures



**969.8K**

Households have at least one pet

**\$636.0M**

Annual spending on pets, incl. vet visits, pet purchase, medicine, & supplies

## Total Pet Count



CATS: **873.8K**



DOGS: **1.2M**

Animal health products protect **51 thousand food animals** from disease and ensure the safety of **3.2 billion lbs** of food consumed in Connecticut.

## Food Producing Animals



Cattle



Hogs & Pigs



## Food Availability (Lbs)




DAIRY: **2.4B**



RED MEAT: **401.0M**



POULTRY: **287.2M**



EGGS: **135.9M**





# Delaware

The animal health industry provides critical products to animal-related industries and supports **\$3.1 billion** in economic activity in Delaware.

### Direct Impact

Animal Health



### Indirect Impact



Meat & Dairy Mfg.  
**\$2.9B**



Animal Production  
**N/A**



Veterinary Svs.  
**\$145.4M**



Pet Svs.  
**\$17.2M**



### Impact of Indirect Industries



OUTPUT: **\$3.1B**



JOBS: **9.1K**



WAGES: **\$429.9M**

Animal health products protect pets and their human families in **259.7 thousand households** across Delaware.

### Pet Ownership & Expenditures




**259.7K**

Households have at least one pet

**\$170.3M**

Annual spending on pets, incl. vet visits, pet purchase, medicine, & supplies

### Total Pet Count




CATS: **234.0K**



DOGS: **316.8K**

Animal health products protect over **222.4 million food animals** from disease and ensure the safety of **884.1 million lbs** of food consumed in Delaware.

### Food Producing Animals



Chickens & Turkeys



Cattle

13.0K



Hogs & Pigs

5.0K

### Food Availability (Lbs)




DAIRY: **654.8M**



RED MEAT: **111.6M**



POULTRY: **79.9M**



EGGS: **37.8M**

# Florida

The animal health industry provides critical products to animal-related industries and supports \$11.5 billion in economic activity in Florida.

### Direct Impact

Animal Health



### Indirect Impact

- Meat & Dairy Mfg. **\$3.2B**
- Animal Production **\$4.3B**
- Veterinary Svcs. **\$3.6B**
- Pet Svcs. **\$398.3M**



### Impact of Indirect Industries

- OUTPUT: \$11.5B**
- JOBS: 51.6K**
- WAGES: \$2.2B**

Animal health products protect pets and their human families in 5.6 million households across Florida.

### Pet Ownership & Expenditures




**5.6M**

Households have at least one pet

**\$3.6B**

Annual spending on pets, incl. vet visits, pet purchase, medicine, & supplies

### Total Pet Count




**CATS: 5.0M**



**DOGS: 6.8M**

Animal health products protect over 65.6 million food animals from disease and ensure the safety of 19.2 billion lbs of food consumed in Florida.


### Food Producing Animals



Chickens & Turkeys



Cattle



Hogs & Pigs



### Food Availability (Lbs)




**DAIRY: 14.2B**



**RED MEAT: 2.4B**



**POULTRY: 1.7B**

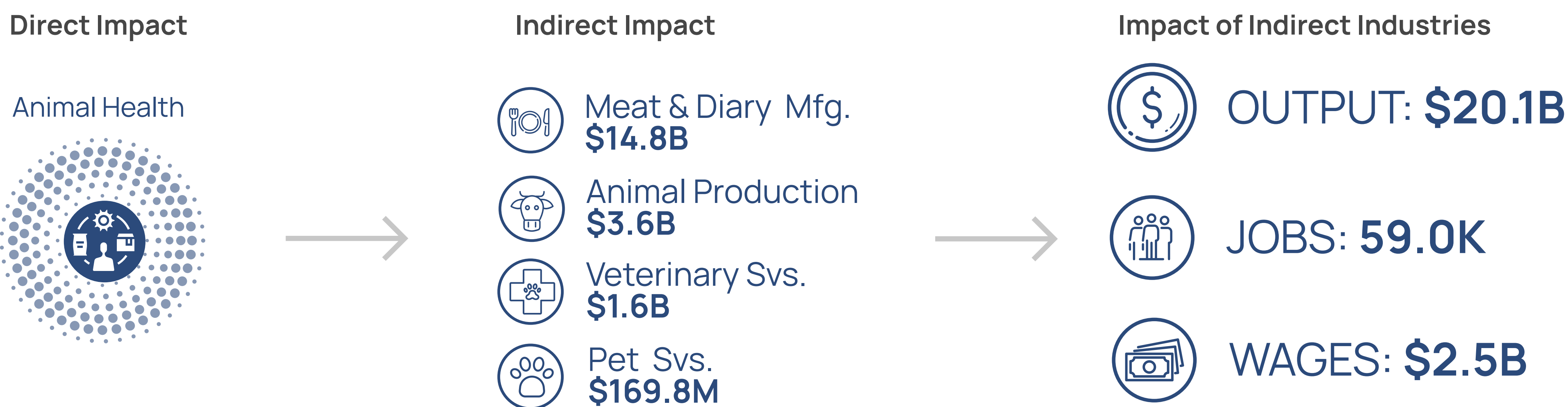


**EGGS: 820.9M**



# Georgia

The animal health industry provides critical products to animal-related industries and supports **\$20.1 billion** in economic activity in Georgia.



Animal health products protect pets and their human families in **2.7 million households** across Georgia.

**Pet Ownership & Expenditures**




**2.7M**

Households have at least one pet

**\$1.8B**

Annual spending on pets, incl. vet visits, pet purchase, medicine, & supplies

**Total Pet Count**




CATS: **2.4M**



DOGS: **3.3M**

Animal health products protect over **1.3 billion food animals** from disease and ensure the safety of **9.5 billion lbs** of food consumed in Georgia.


**Food Producing Animals**



Chickens & Turkeys



Cattle



Hogs & Pigs



**Food Availability (Lbs)**




DAIRY: **7.0B**



RED MEAT: **1.2B**



POULTRY: **860.1M**



EGGS: **407.0M**

# Hawaii

The animal health industry provides critical products to animal-related industries and supports **\$1.4 billion** in economic activity in Hawaii.

## Direct Impact

Animal Health



## Indirect Impact



Meat & Dairy Mfg.  
**\$489.0M**



Animal Production  
**\$744.7M**



Veterinary Svcs.  
**\$179.6M**



Pet Svcs.  
**\$9.5M**

## Impact of Indirect Industries



OUTPUT: **\$1.4B**



JOBS: **3.6K**



WAGES: **\$176.1M**

Animal health products protect pets and their human families in **327.6 thousand households** across Hawaii.

## Pet Ownership & Expenditures




**327.6K**

Households have at least one pet

**\$214.8M**

Annual spending on pets, incl. vet visits, pet purchase, medicine, & supplies

## Total Pet Count



CATS: **295.1K**



DOGS: **399.6K**

Animal health products protect **152 thousand food animals** from disease and ensure the safety of **1.3 billion lbs** of food consumed in Hawaii.

## Food Producing Animals

Cattle



Hogs & Pigs



## Food Availability (Lbs)




DAIRY: **940.7M**



RED MEAT: **160.3M**



POULTRY: **114.8M**

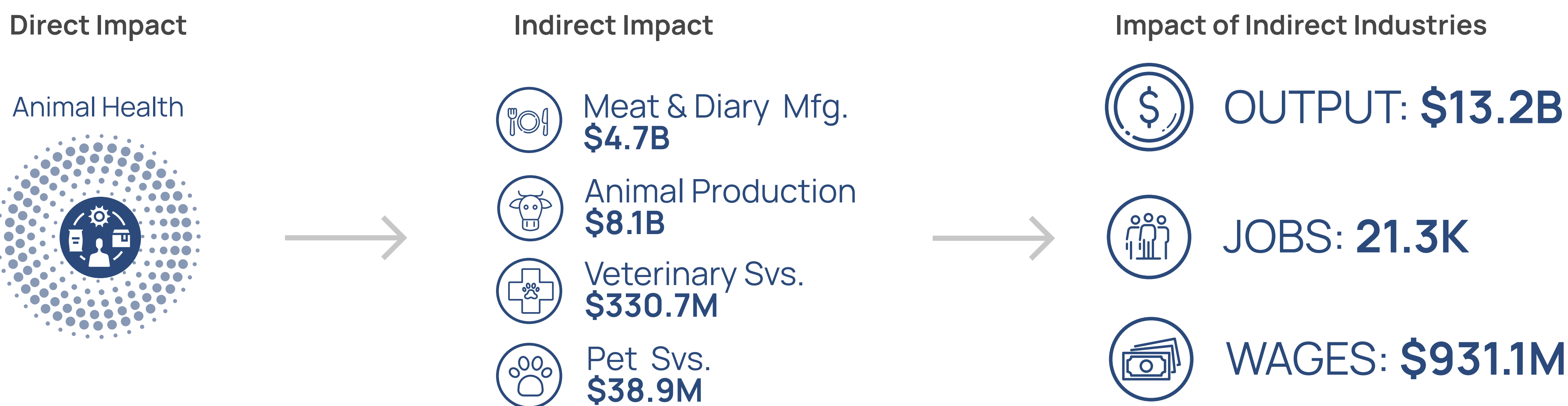


EGGS: **54.3M**





The animal health industry provides critical products to animal-related industries and supports \$13.2 billion in economic activity in Idaho.



Animal health products protect pets and their human families in 454.5 thousand households across Idaho.

Pet Ownership & Expenditures

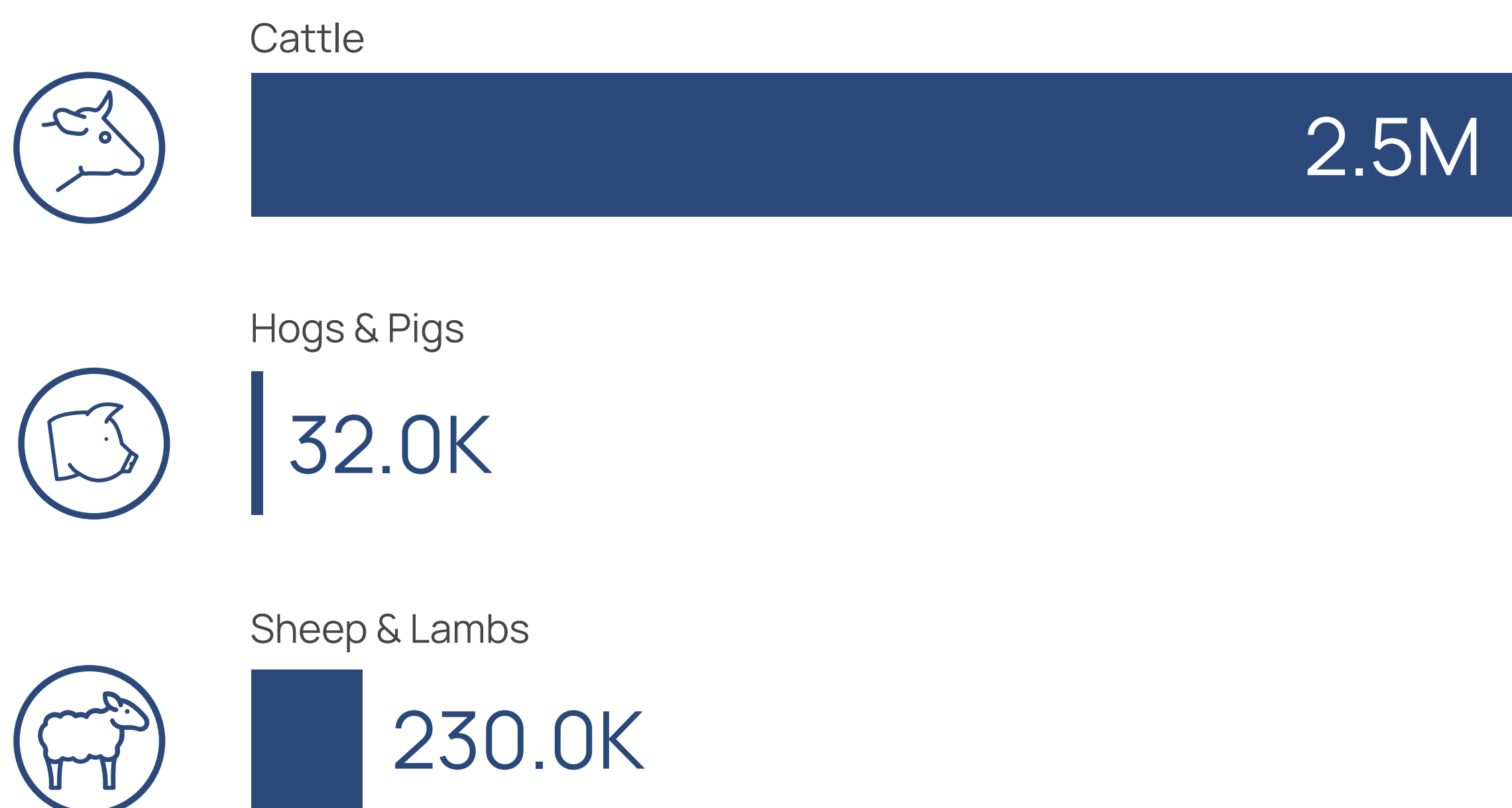


Total Pet Count

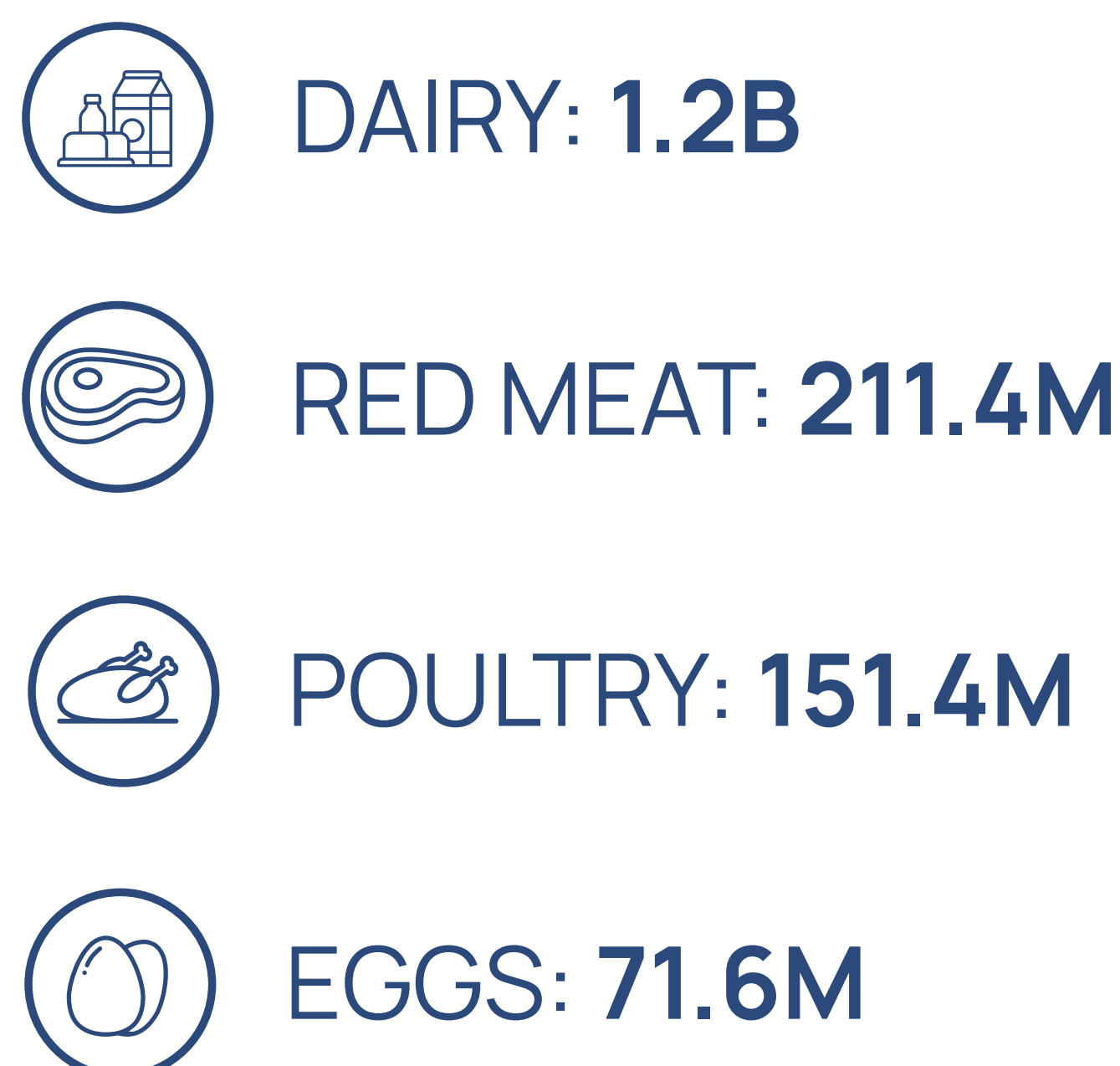


Animal health products protect nearly 2.8 million food animals from disease and ensure the safety of 1.7 billion lbs of food consumed in Idaho.

Food Producing Animals



Food Availability (Lbs)





# Illinois

The animal health industry provides critical products to animal-related industries and supports **\$18.6 billion** in economic activity in Illinois.

### Direct Impact

Animal Health



### Indirect Impact



Meat & Dairy Mfg.  
**\$13.0B**



Animal Production  
**\$3.5B**



Veterinary Svs.  
**\$1.8B**



Pet Svs.  
**\$245.1M**



### Impact of Indirect Industries



OUTPUT: **\$18.6B**



JOBS: **51.3K**



WAGES: **\$2.6B**

Animal health products protect pets and their human families in **3.4 million households** across Illinois.

### Pet Ownership & Expenditures




**3.4M**

Households have at least one pet


**\$2.2B**

Annual spending on pets, incl. vet visits, pet purchase, medicine, & supplies

### Total Pet Count




CATS: **3.1M**



DOGS: **4.2M**

Animal health products protect over **14.3 million food animals** from disease and ensure the safety of **11.2 billion lbs** of food consumed in Illinois.

### Food Producing Animals



Chickens & Turkeys

**7.8M**



Cattle

**1.1M**



Hogs & Pigs

**5.5M**



Sheep & Lambs

**53.0K**

### Food Availability (Lbs)




DAIRY: **8.3B**



RED MEAT: **1.4B**



POULTRY: **1.0B**



EGGS: **477.5M**





# Indiana

The animal health industry provides critical products to animal-related industries and supports **\$14 billion** in economic activity in Indiana.

### Direct Impact

Animal Health



### Indirect Impact



Meat & Dairy Mfg.  
**\$7.7B**



Animal Production  
**\$5.1B**



Veterinary Svcs.  
**\$1.0B**



Pet Svcs.  
**\$130.4M**



### Impact of Indirect Industries



OUTPUT: **\$14.0B**



JOBS: **33.9K**



WAGES: **\$1.6B**

Animal health products protect pets and their human families in **1.8 million households** across Indiana.

### Pet Ownership & Expenditures




**1.8M**

Households have at least one pet

**\$1.2B**

Annual spending on pets, incl. vet visits, pet purchase, medicine, & supplies

### Total Pet Count




CATS: **1.6M**



DOGS: **2.2M**

Animal health products protect nearly **71.5 million food animals** from disease and ensure the safety of **6 billion lbs** of food consumed in Indiana.

### Food Producing Animals



Chickens & Turkeys



Cattle



Hogs & Pigs



Sheep & Lambs



### Food Availability (Lbs)




DAIRY: **4.4B**



RED MEAT: **756.9M**



POULTRY: **542.0M**



EGGS: **256.5M**



The animal health industry provides critical products to animal-related industries and supports \$25.7 billion in economic activity in Iowa.

Direct Impact

Animal Health



Indirect Impact



Meat & Dairy Mfg.  
**\$16.6B**



Animal Production  
**\$8.4B**



Veterinary Svcs.  
**\$535.6M**



Pet Svcs.  
**\$67.2M**



Impact of Indirect Industries



OUTPUT: **\$25.7B**



JOBS: **54.7K**



WAGES: **\$2.9B**

Animal health products protect pets and their human families in 891.8 thousand households across Iowa.

Pet Ownership & Expenditures




**891.8K**

Households have at least one pet

**\$584.8M**

Annual spending on pets, incl. vet visits, pet purchase, medicine, & supplies

Total Pet Count




CATS: **803.5K**



DOGS: **1.1M**

Animal health products protect nearly 100.3 million food animals from disease and ensure the safety of 2.8 billion lbs of food consumed in Iowa.

Food Producing Animals




Chickens & Turkeys



Cattle



Hogs & Pigs



Sheep & Lambs



Food Availability (Lbs)




DAIRY: **2.1B**



RED MEAT: **355.1M**



POULTRY: **254.3M**



EGGS: **120.3M**



# Kansas




The animal health industry provides critical products to animal-related industries and supports **\$14.5 billion** in economic activity in Kansas.

### Direct Impact

Animal Health



### Indirect Impact

-  Meat & Dairy Mfg. **\$8.3B**
-  Animal Production **\$5.6B**
-  Veterinary Svs. **\$541.0M**
-  Pet Svs. **\$63.1M**

### Impact of Indirect Industries

-  **OUTPUT: \$14.5B**
-  **JOBS: 33.7K**
-  **WAGES: \$1.8B**

Animal health products protect pets and their human families in **799.4 thousand households** across Kansas.

### Pet Ownership & Expenditures



**799.4K**

Households have at least one pet

**\$524.3M**

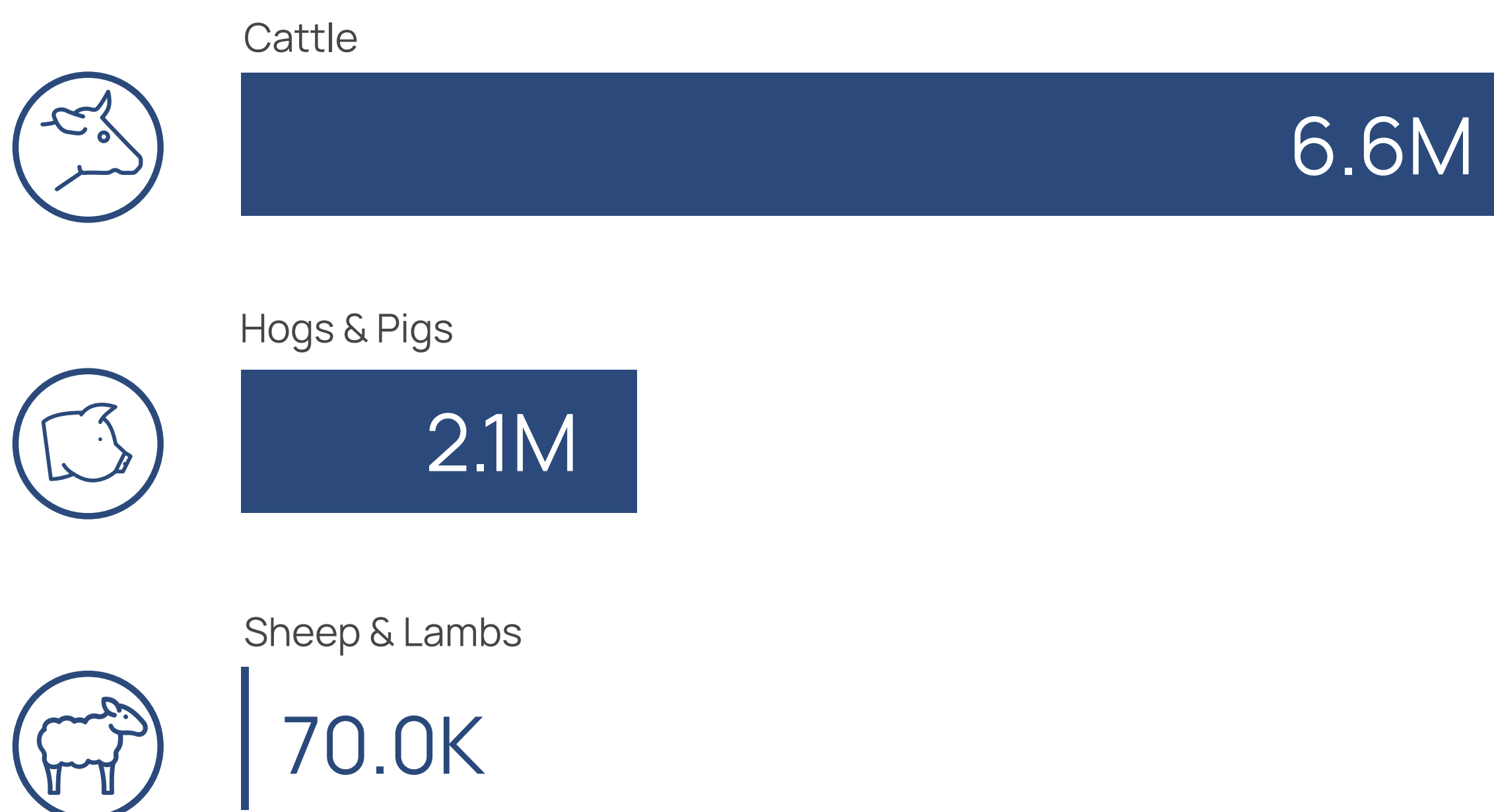
Annual spending on pets, incl. vet visits, pet purchase, medicine, & supplies

### Total Pet Count





-  **CATS: 720.2K**
-  **DOGS: 975.2K**

Animal health products protect nearly **8.7 million food animals** from disease and ensure the safety of **2.6 billion lbs** of food consumed in Kansas.

### Food Producing Animals



### Food Availability (Lbs)

-  **DAIRY: 1.9B**
-  **RED MEAT: 326.4M**
-  **POULTRY: 233.7M**
-  **EGGS: 110.6M**

# Kentucky

The animal health industry provides critical products to animal-related industries and supports **\$8.3 billion** in economic activity in Kentucky.

## Direct Impact

Animal Health



## Indirect Impact



Meat & Dairy Mfg.  
**\$5.4B**



Animal Production  
**\$2.2B**



Veterinary Svcs.  
**\$735.9M**



Pet Svcs.  
**\$61.5M**



## Impact of Indirect Industries



OUTPUT: **\$8.3B**



JOBS: **22.3K**



WAGES: **\$1.0B**

Animal health products protect pets and their human families in **1.2 million households** across Kentucky.

## Pet Ownership & Expenditures




**1.2M**

Households have at least one pet

**\$802.5M**

Annual spending on pets, incl. vet visits, pet purchase, medicine, & supplies

## Total Pet Count




CATS: **1.1M**



DOGS: **1.5M**

Animal health products protect over **308 million food animals** from disease and ensure the safety of **4 billion lbs** of food consumed in Kentucky.

## Food Producing Animals




Chickens & Turkeys



Cattle



Hogs & Pigs



Sheep & Lambs



## Food Availability (Lbs)




DAIRY: **2.9B**



RED MEAT: **501.5M**



POULTRY: **359.1M**

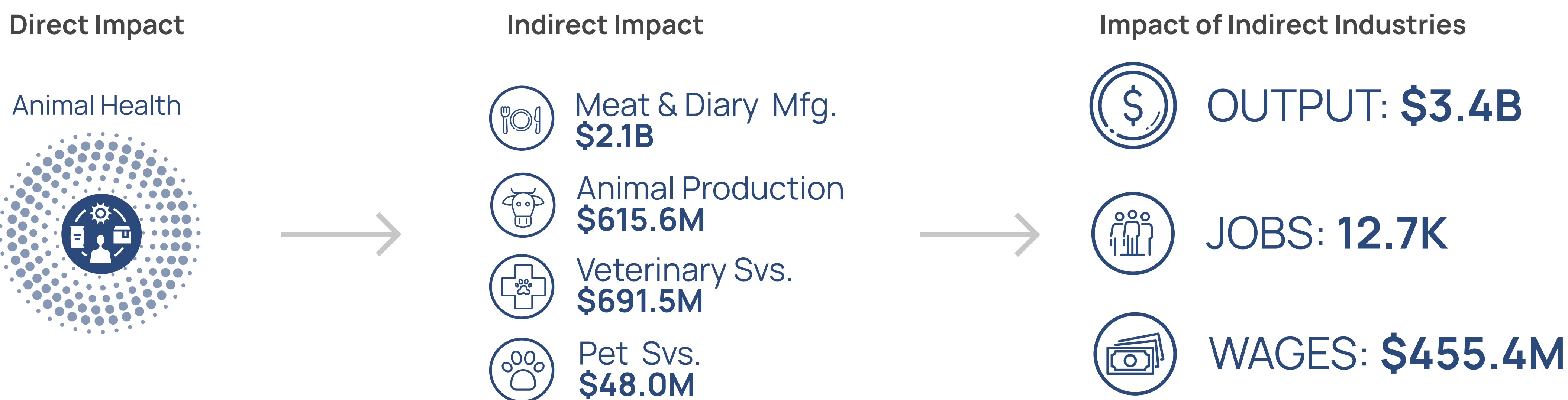


EGGS: **169.9M**



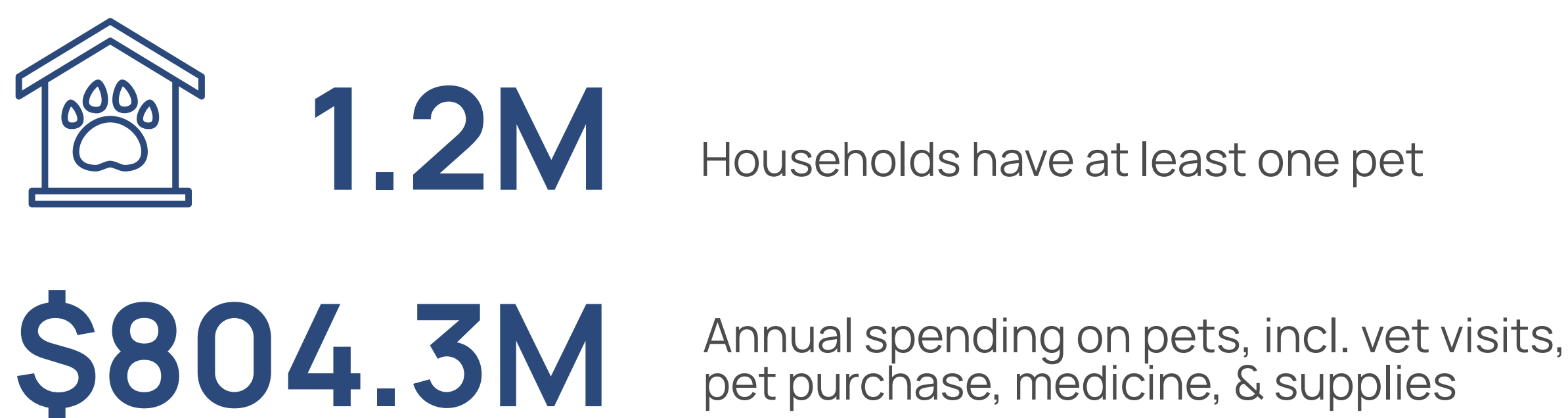
# Louisiana

The animal health industry provides critical products to animal-related industries and supports **\$3.4 billion** in economic activity in Louisiana.



Animal health products protect pets and their human families in **1.2 million households** across Louisiana.

### Pet Ownership & Expenditures

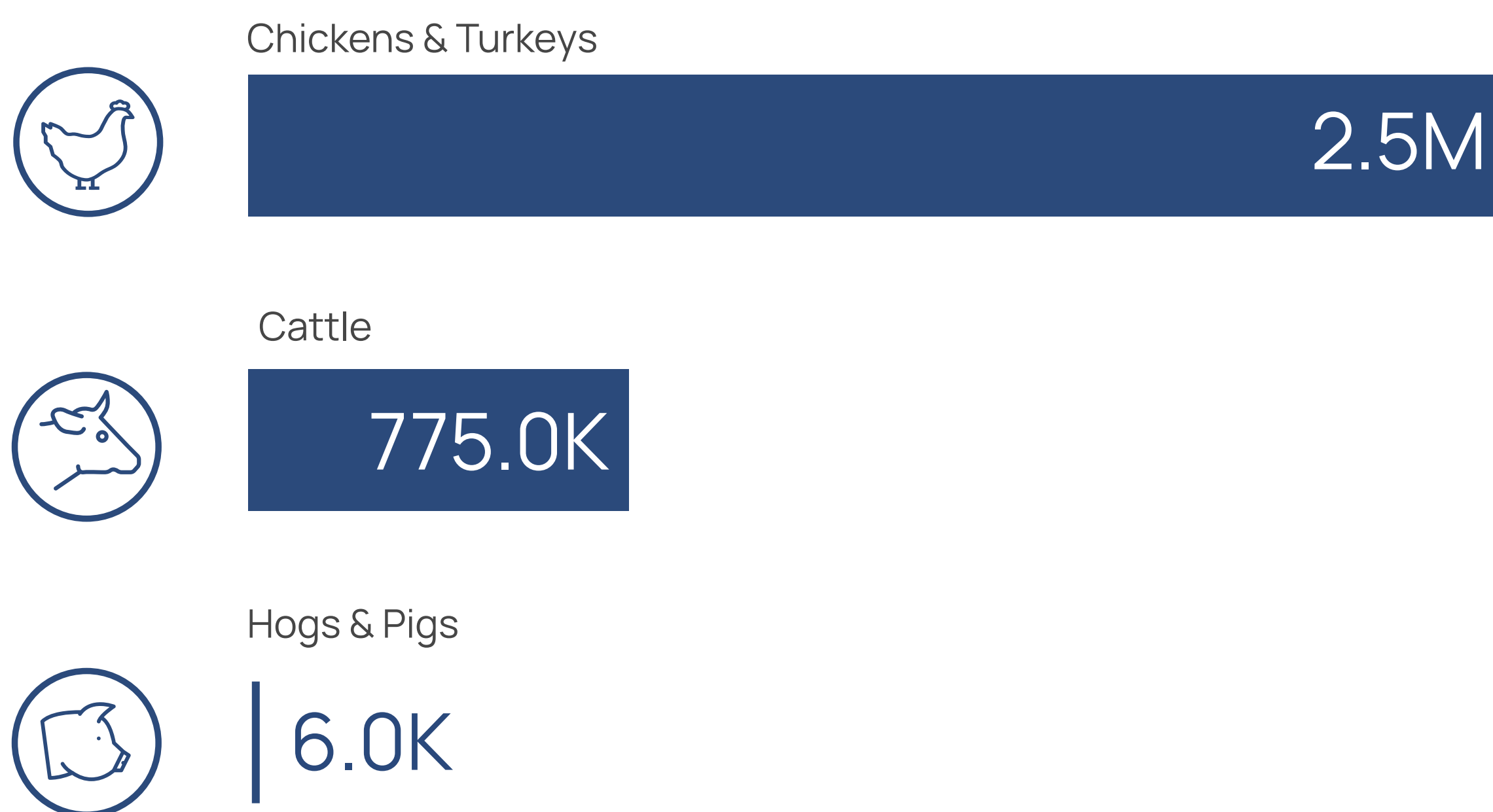


### Total Pet Count

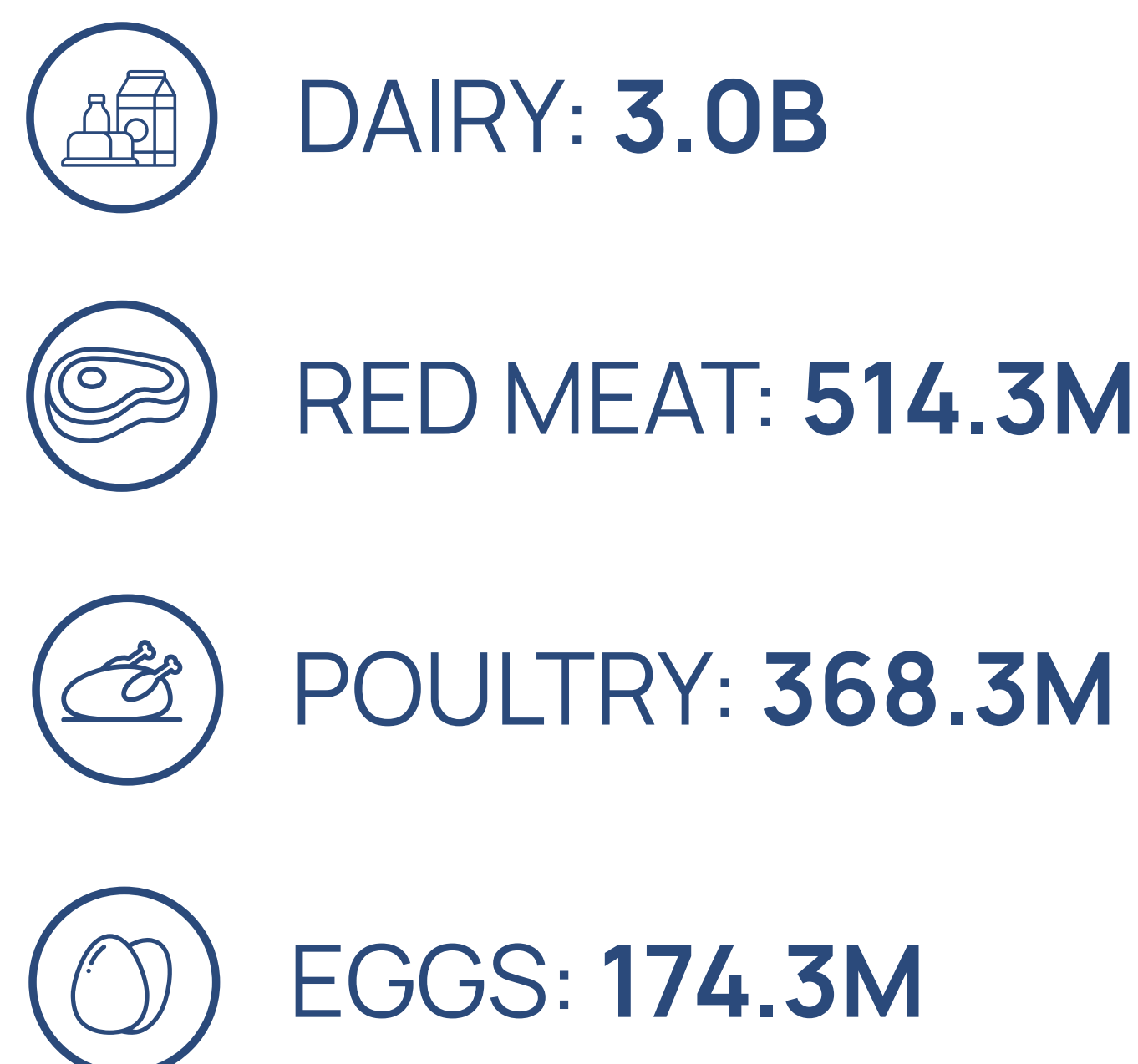


Animal health products protect over **3.3 million food animals** from disease and ensure the safety of **4.1 billion lbs** of food consumed in Louisiana.

### Food Producing Animals

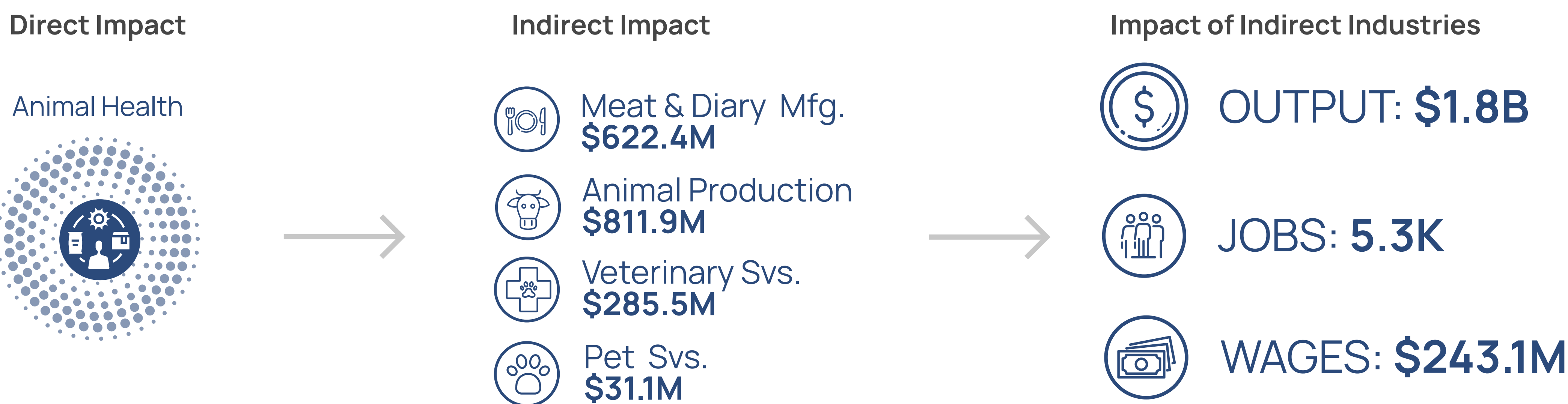


### Food Availability (Lbs)



# Maine

The animal health industry provides critical products to animal-related industries and supports **\$1.8 billion** in economic activity in Maine.



Animal health products protect pets and their human families in **398.7 thousand households** across Maine.

### Pet Ownership & Expenditures

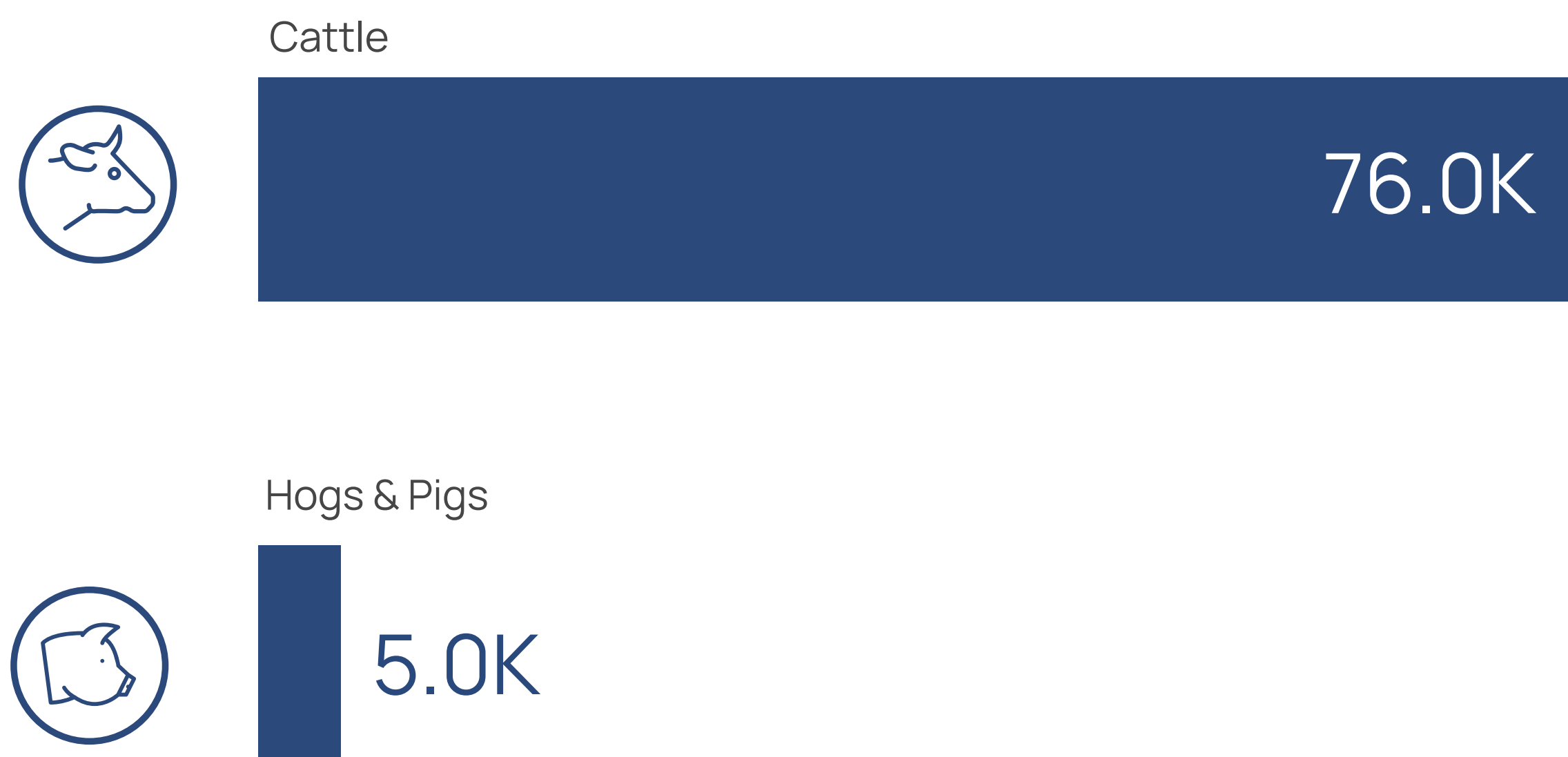


### Total Pet Count

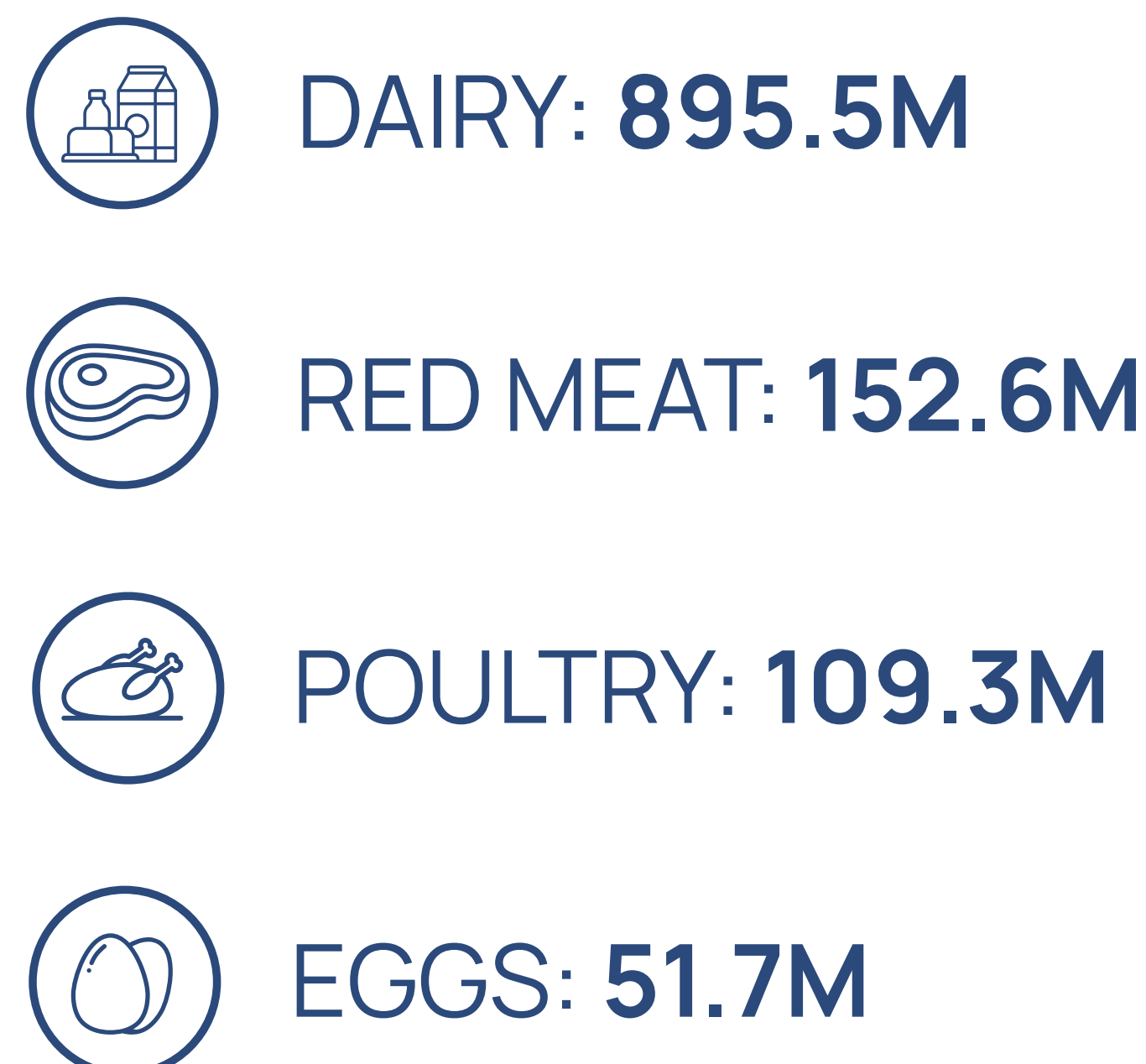


Animal health products protect **81 thousand food animals** from disease and ensure the safety of **1.2 billion lbs** of food consumed in Maine.

### Food Producing Animals



### Food Availability (Lbs)





# Maryland

The animal health industry provides critical products to animal-related industries and supports **\$4.8 billion** in economic activity in Maryland.

### Direct Impact

Animal Health



### Indirect Impact



Meat & Dairy Mfg.  
**\$2.8B**



Animal Production  
**\$920.0M**



Veterinary Svcs.  
**\$974.1M**



Pet Svcs.  
**\$115.5M**



### Impact of Indirect Industries



OUTPUT: **\$4.8B**



JOBS: **17.2K**



WAGES: **\$809.8M**

Animal health products protect pets and their human families in **1.6 million households** across Maryland.

### Pet Ownership & Expenditures




**1.6M**

Households have at least one pet

**\$1.0B**

Annual spending on pets, incl. vet visits, pet purchase, medicine, & supplies

### Total Pet Count




CATS: **1.4M**



DOGS: **1.9M**

Animal health products protect nearly **263.7 million food animals** from disease and ensure the safety of **5.4 billion lbs** of food consumed in Maryland.

### Food Producing Animals



Chickens & Turkeys



Cattle

177.0K



Hogs & Pigs

20.5K

### Food Availability (Lbs)




DAIRY: **4.0B**



RED MEAT: **685.6M**



POULTRY: **491.0M**



EGGS: **232.3M**

# Massachusetts

The animal health industry provides critical products to animal-related industries and supports **\$5.6 billion** in economic activity in Massachusetts.

## Direct Impact

Animal Health



## Indirect Impact



Meat & Dairy Mfg.  
**\$2.5B**



Animal Production  
**\$1.8B**



Veterinary Svs.  
**\$1.1B**



Pet Svs.  
**\$174.6M**



## Impact of Indirect Industries



OUTPUT: **\$5.6B**



JOBS: **20.1K**



WAGES: **\$1.2B**

Animal health products protect pets and their human families in **1.9 million households** across Massachusetts.

## Pet Ownership & Expenditures




**1.9M**

Households have at least one pet

**\$1.2B**

Annual spending on pets, incl. vet visits, pet purchase, medicine, & supplies

## Total Pet Count




CATS: **1.7M**



DOGS: **2.3M**

Animal health products protect **222 thousand food animals** from disease and ensure the safety of **6.2 billion lbs** of food consumed in Massachusetts.

## Food Producing Animals




Chickens & Turkeys

**176.0K**



Cattle

**37.0K**



Hogs & Pigs

**9.0K**

## Food Availability (Lbs)




DAIRY: **4.6B**



RED MEAT: **776.8M**



POULTRY: **556.3M**



EGGS: **263.2M**



# Michigan


The animal health industry provides critical products to animal-related industries and supports **\$14.9 billion** in economic activity in Michigan.

### Direct Impact

Animal Health



### Indirect Impact

-  Meat & Dairy Mfg. **\$6.8B**
-  Animal Production **\$6.6B**
-  Veterinary Svs. **\$1.4B**
-  Pet Svs. **\$139.6M**



### Impact of Indirect Industries

-  **OUTPUT: \$14.9B**
-  **JOBS: 36.4K**
-  **WAGES: \$1.7B**

Animal health products protect pets and their human families in **2.8 million households** across Michigan.

### Pet Ownership & Expenditures




**2.8M**

Households have at least one pet

**\$1.8B**

Annual spending on pets, incl. vet visits, pet purchase, medicine, & supplies

### Total Pet Count




**CATS: 2.5M**



**DOGS: 3.4M**

Animal health products protect nearly **27.6 million food animals** from disease and ensure the safety of **8.9 billion lbs** of food consumed in Michigan.

### Food Producing Animals



Chickens & Turkeys

**25.0M**




Cattle

**1.1M**



Hogs & Pigs

**1.3M**



Sheep & Lambs

**87.0K**

### Food Availability (Lbs)




**DAIRY: 6.6B**



**RED MEAT: 1.1B**



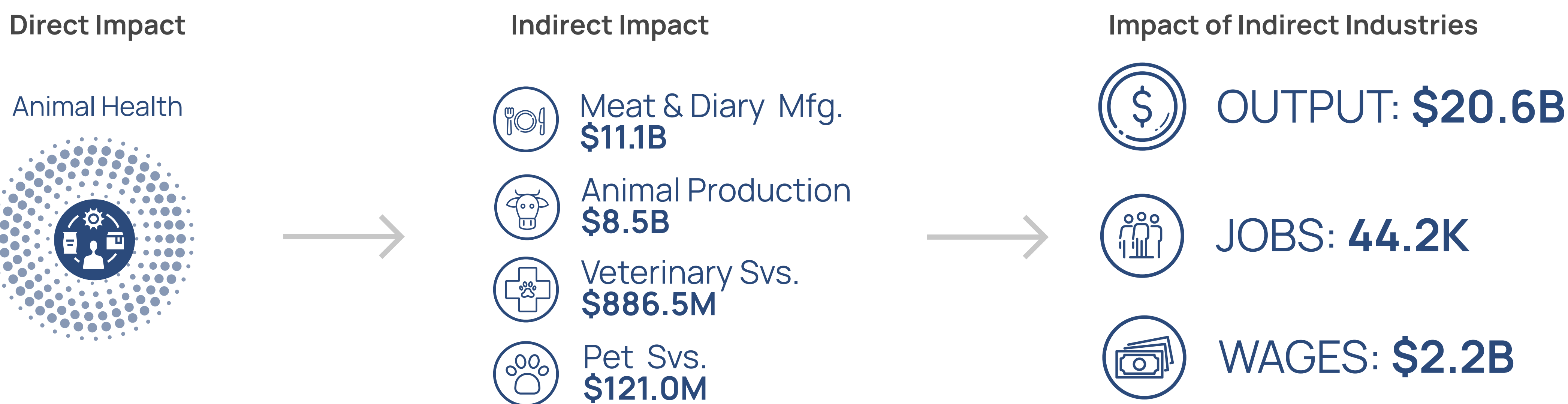
**POULTRY: 800.5M**



**EGGS: 378.8M**

# Minnesota

The animal health industry provides critical products to animal-related industries and supports **\$20.6 billion** in economic activity in Minnesota.



Animal health products protect pets and their human families in **1.5 million households** across Minnesota.

### Pet Ownership & Expenditures




**1.5M**

Households have at least one pet

**\$1.0B**

Annual spending on pets, incl. vet visits, pet purchase, medicine, & supplies

### Total Pet Count




CATS: **1.4M**



DOGS: **1.9M**

Animal health products protect nearly **119.9 million food animals** from disease and ensure the safety of **5 billion lbs** of food consumed in Minnesota.

### Food Producing Animals




Chickens & Turkeys



Cattle



Hogs & Pigs



Sheep & Lambs



### Food Availability (Lbs)




DAIRY: **3.7B**



RED MEAT: **634.7M**



POULTRY: **454.5M**



EGGS: **215.1M**





# Mississippi

The animal health industry provides critical products to animal-related industries and supports **\$9.2 billion** in economic activity in Mississippi.

## Direct Impact

Animal Health



## Indirect Impact



Meat & Dairy Mfg.  
**\$6.9B**



Animal Production  
**\$1.9B**



Veterinary Svcs.  
**\$359.6M**



Pet Svcs.  
**\$21.3M**

## Impact of Indirect Industries



OUTPUT: **\$9.2B**



JOBS: **23.5K**



WAGES: **\$923.2M**

Animal health products protect pets and their human families in **781.7 thousand households** across Mississippi.

## Pet Ownership & Expenditures




**781.7K**

Households have at least one pet

**\$512.6M**

Annual spending on pets, incl. vet visits, pet purchase, medicine, & supplies

## Total Pet Count



CATS: **704.3K**




DOGS: **953.5K**


Animal health products protect over **717.5 million food animals** from disease and ensure the safety of **2.6 billion lbs** of food consumed in Mississippi.

## Food Producing Animals

Chickens & Turkeys



Cattle



Hogs & Pigs



## Food Availability (Lbs)




DAIRY: **1.9B**



RED MEAT: **328.1M**



POULTRY: **234.9M**



EGGS: **111.2M**

# Missouri

The animal health industry provides critical products to animal-related industries and supports **\$16.3 billion** in economic activity in Missouri.

## Direct Impact

Animal Health



## Indirect Impact



Meat & Dairy Mfg.  
**\$11.6B**



Animal Production  
**\$3.6B**



Veterinary Svcs.  
**\$967.1M**



Pet Svcs.  
**\$128.9M**



## Impact of Indirect Industries



OUTPUT: **\$16.3B**



JOBS: **39.0K**



WAGES: **\$1.8B**

Animal health products protect pets and their human families in **1.7 million households** across Missouri.

## Pet Ownership & Expenditures




**1.7M**

Households have at least one pet

**\$1.1B**

Annual spending on pets, incl. vet visits, pet purchase, medicine, & supplies

## Total Pet Count




CATS: **1.5M**



DOGS: **2.1M**

Animal health products protect nearly **344.8 million food animals** from disease and ensure the safety of **5.4 billion lbs** of food consumed in Missouri.

## Food Producing Animals




Chickens & Turkeys



Cattle



Hogs & Pigs



Sheep & Lambs



## Food Availability (Lbs)




DAIRY: **4.0B**



RED MEAT: **686.0M**



POULTRY: **491.2M**



EGGS: **232.5M**



# Montana

The animal health industry provides critical products to animal-related industries and supports **\$2.8 billion** in economic activity in Montana.

### Direct Impact

Animal Health



### Indirect Impact

- Meat & Dairy Mfg. **\$400.9M**
- Animal Production **\$2.1B**
- Veterinary Svs. **\$258.4M**
- Pet Svs. **\$21.6M**



### Impact of Indirect Industries

- OUTPUT: \$2.8B**
- JOBS: 6.3K**
- WAGES: \$237.6M**

Animal health products protect pets and their human families in **305.2 thousand households** across Montana.

### Pet Ownership & Expenditures




**305.2K**

Households have at least one pet

**\$200.2M**

Annual spending on pets, incl. vet visits, pet purchase, medicine, & supplies

### Total Pet Count




**CATS: 275.0K**



**DOGS: 372.4K**

Animal health products protect over **4.4 million food animals** from disease and ensure the safety of **1 billion lbs** of food consumed in Montana.

### Food Producing Animals



Chickens & Turkeys

**1.6M**




Cattle

**2.5M**



Hogs & Pigs

**205.0K**



Sheep & Lambs

**200.0K**

### Food Availability (Lbs)




**DAIRY: 720.6M**



**RED MEAT: 122.8M**



**POULTRY: 87.9M**



**EGGS: 41.6M**

# Nebraska

The animal health industry provides critical products to animal-related industries and supports **\$18.7 billion** in economic activity in Nebraska.

### Direct Impact

Animal Health



### Indirect Impact



Meat & Dairy Mfg.  
**\$12.2B**



Animal Production  
**\$6.1B**



Veterinary Svcs.  
**\$374.6M**



Pet Svcs.  
**\$34.6M**



### Impact of Indirect Industries



OUTPUT: **\$18.7B**



JOBS: **42.0K**



WAGES: **\$2.2B**

Animal health products protect pets and their human families in **536.7 thousand households** across Nebraska.

### Pet Ownership & Expenditures




**536.7K**

Households have at least one pet

**\$352.0M**

Annual spending on pets, incl. vet visits, pet purchase, medicine, & supplies

### Total Pet Count




CATS: **483.5K**



DOGS: **654.7K**

Animal health products protect over **20.9 million food animals** from disease and ensure the safety of **1.7 billion lbs** of food consumed in Nebraska.

### Food Producing Animals



Chickens & Turkeys

**10.2M**




Cattle

**6.9M**



Hogs & Pigs

**3.8M**



Sheep & Lambs

**74.0K**

### Food Availability (Lbs)




DAIRY: **1.3B**



RED MEAT: **218.4M**



POULTRY: **156.4M**



EGGS: **74.0M**





# Nevada

The animal health industry provides critical products to animal-related industries and supports **\$2.3 billion** in economic activity in Nevada.

### Direct Impact

Animal Health



### Indirect Impact



Meat & Dairy Mfg.  
**\$840.4M**



Animal Production  
**\$904.8M**



Veterinary Svcs.  
**\$482.3M**



Pet Svcs.  
**\$60.7M**



### Impact of Indirect Industries



OUTPUT: **\$2.3B**



JOBS: **8.0K**



WAGES: **\$359.5M**

Animal health products protect pets and their human families in **791 thousand households** across Nevada.

### Pet Ownership & Expenditures




**791.0K**

Households have at least one pet

**\$518.8M**

Annual spending on pets, incl. vet visits, pet purchase, medicine, & supplies

### Total Pet Count



CATS: **712.7K**



DOGS: **964.9K**

Animal health products protect **531.5 thousand food animals** from disease and ensure the safety of **2.8 billion lbs** of food consumed in Nevada.

### Food Producing Animals



Cattle



Hogs & Pigs

2.5K



Sheep & Lambs

59.0K

### Food Availability (Lbs)




DAIRY: **2.1B**




RED MEAT: **349.7M**



POULTRY: **250.4M**



EGGS: **118.5M**



# New Hampshire

The animal health industry provides critical products to animal-related industries and supports **\$1.3 billion** in economic activity in New Hampshire.

## Direct Impact

Animal Health



## Indirect Impact



Meat & Dairy Mfg.  
**\$587.9M**



Animal Production  
**\$395.0M**



Veterinary Svs.  
**\$311.9M**



Pet Svs.  
**\$46.1M**



## Impact of Indirect Industries



OUTPUT: **\$1.3B**



JOBS: **5.1K**



WAGES: **\$262.3M**

Animal health products protect pets and their human families in **377.4 thousand households** across New Hampshire.

## Pet Ownership & Expenditures




**377.4K**

Households have at least one pet

**\$247.5M**

Annual spending on pets, incl. vet visits, pet purchase, medicine, & supplies

## Total Pet Count



CATS: **340.0K**



DOGS: **460.4K**

Animal health products protect **35.8 thousand food animals** from disease and ensure the safety of **1.2 billion lbs** of food consumed in New Hampshire.

## Food Producing Animals

Cattle



Hogs & Pigs



## Food Availability (Lbs)




DAIRY: **906.4M**



RED MEAT: **154.5M**



POULTRY: **110.6M**

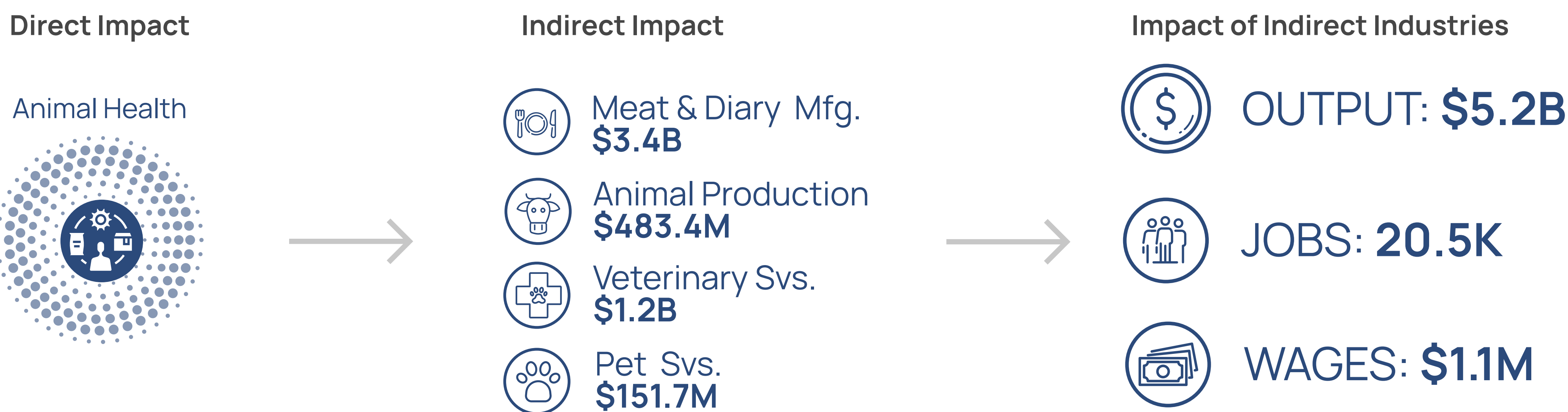


EGGS: **52.3M**



# New Jersey

The animal health industry provides critical products to animal-related industries and supports \$5.2 billion in economic activity in New Jersey.



Animal health products protect pets and their human families in 2.3 million households across New Jersey.

**Pet Ownership & Expenditures**




**2.3M**

Households have at least one pet

**\$1.5B**

Annual spending on pets, incl. vet visits, pet purchase, medicine, & supplies

**Total Pet Count**



CATS: **2.1M**



DOGS: **2.8M**

Animal health products protect 32.5 thousand food animals from disease and ensure the safety of 8.2 billion lbs of food consumed in New Jersey.

**Food Producing Animals**

**Food Availability (Lbs)**



Cattle



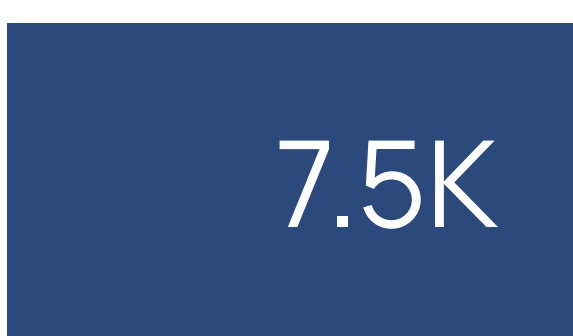
DAIRY: **6.0B**




RED MEAT: **1.0B**



Hogs & Pigs



POULTRY: **738.0M**



EGGS: **349.2M**



# New Mexico

The animal health industry provides critical products to animal-related industries and supports **\$5.7 billion** in economic activity in New Mexico.

### Direct Impact

Animal Health



### Indirect Impact



Meat & Dairy Mfg.  
**\$1.6B**



Animal Production  
**\$3.8B**



Veterinary Svcs.  
**\$277.4M**



Pet Svcs.  
**\$36.7M**

### Impact of Indirect Industries



OUTPUT: **\$5.7B**



JOBS: **10.5K**



WAGES: **\$424.2M**

Animal health products protect pets and their human families in **554.9 thousand households** across New Mexico.

### Pet Ownership & Expenditures




**554.9K**

Households have at least one pet

**\$363.9M**

Annual spending on pets, incl. vet visits, pet purchase, medicine, & supplies

### Total Pet Count



CATS: **500.0K**




DOGS: **677.0K**

Animal health products protect nearly **1.5 million food animals** from disease and ensure the safety of **1.9 billion lbs** of food consumed in New Mexico.


### Food Producing Animals




Cattle



Hogs & Pigs



Sheep & Lambs



### Food Availability (Lbs)




DAIRY: **1.4B**



RED MEAT: **235.3M**



POULTRY: **168.5M**



EGGS: **79.7M**



# New York

The animal health industry provides critical products to animal-related industries and supports **\$21.8 billion** in economic activity in New York.

### Direct Impact




Animal Health



### Indirect Impact

-  Meat & Dairy Mfg. **\$10.5B**
-  Animal Production **\$8.6B**
-  Veterinary Svs. **\$2.3B**
-  Pet Svs. **\$257.1M**

### Impact of Indirect Industries

-  **OUTPUT: \$21.8B**
-  **JOBS: 52.0K**
-  **WAGES: \$2.8B**

Animal health products protect pets and their human families in **5.2 million households** across New York.

### Pet Ownership & Expenditures




**5.2M**

Households have at least one pet

**\$3.4B**

Annual spending on pets, incl. vet visits, pet purchase, medicine, & supplies

### Total Pet Count




**CATS: 4.7M**



**DOGS: 6.3M**

Animal health products protect over **8.7 million food animals** from disease and ensure the safety of **17.5 billion lbs** of food consumed in New York.

### Food Producing Animals



Chickens & Turkeys

**7.2M**




Cattle

**1.4M**



Hogs & Pigs

**69.0K**



Sheep & Lambs

**79.0K**

### Food Availability (Lbs)




**DAIRY: 12.9B**



**RED MEAT: 2.2B**



**POULTRY: 1.6B**



**EGGS: 747.6M**

# North Carolina

The animal health industry provides critical products to animal-related industries and supports **\$21.9 billion** in economic activity in North Carolina.

## Direct Impact

Animal Health



## Indirect Impact

- Meat & Dairy Mfg. **\$13.6B**
- Animal Production **\$6.1B**
- Veterinary Svs. **\$1.9B**
- Pet Svs. **\$238.2M**



## Impact of Indirect Industries

- OUTPUT: \$21.9B**
- JOBS: 63.9K**
- WAGES: \$2.7B**

Animal health products protect pets and their human families in **2.8 million households** across North Carolina.

## Pet Ownership & Expenditures




**2.8M**

Households have at least one pet

**\$1.9B**

Annual spending on pets, incl. vet visits, pet purchase, medicine, & supplies

## Total Pet Count




**CATS: 2.4M**



**DOGS: 3.4M**

Animal health products protect over **1 billion food animals** from disease and ensure the safety of **9.3 billion lbs** of food consumed in North Carolina.

## Food Producing Animals



Chickens & Turkeys



**1.0B**



Cattle




**800.0K**



Hogs & Pigs



**8.8M**



Sheep & Lambs



**28.0K**

## Food Availability (Lbs)




**DAIRY: 6.9B**



**RED MEAT: 1.2B**



**POULTRY: 840.3M**



**EGGS: 397.6M**



# North Dakota

The animal health industry provides critical products to animal-related industries and supports **\$1.1 billion** in economic activity in North Dakota.

## Direct Impact

Animal Health



## Indirect Impact



Meat & Dairy Mfg.  
**\$465.4M**



Animal Production  
**\$540.8M**



Veterinary Svcs.  
**\$117.2M**



Pet Svcs.  
**\$16.9M**



## Impact of Indirect Industries



OUTPUT: **\$1.1B**



JOBS: **3.0K**



WAGES: **\$133.3M**

Animal health products protect pets and their human families in **224.6 thousand households** across North Dakota.

## Pet Ownership & Expenditures




**224.6K**

Households have at least one pet

**\$147.3M**

Annual spending on pets, incl. vet visits, pet purchase, medicine, & supplies

## Total Pet Count



CATS: **202.4K**



DOGS: **274.0K**

Animal health products protect nearly **2.2 million food animals** from disease and ensure the safety of **682.8 million lbs** of food consumed in North Dakota.


## Food Producing Animals



Cattle



Hogs & Pigs



Sheep & Lambs



## Food Availability (Lbs)




DAIRY: **505.7M**



RED MEAT: **86.2M**



POULTRY: **61.7M**



EGGS: **29.2M**



The animal health industry provides critical products to animal-related industries and supports \$18.3 billion in economic activity in Ohio.



Animal health products protect pets and their human families in 3.3 million households across Ohio.

Pet Ownership & Expenditures

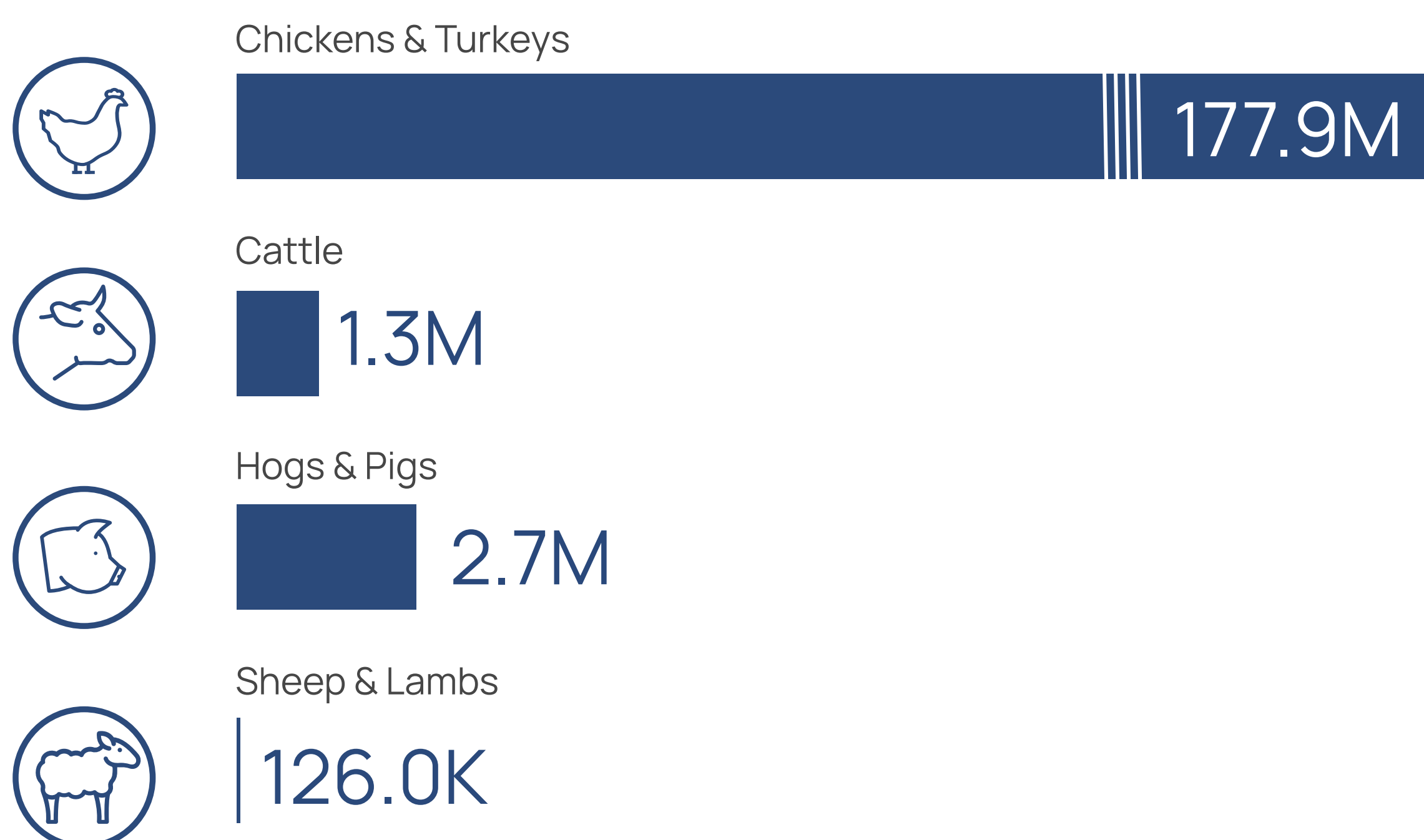


Total Pet Count

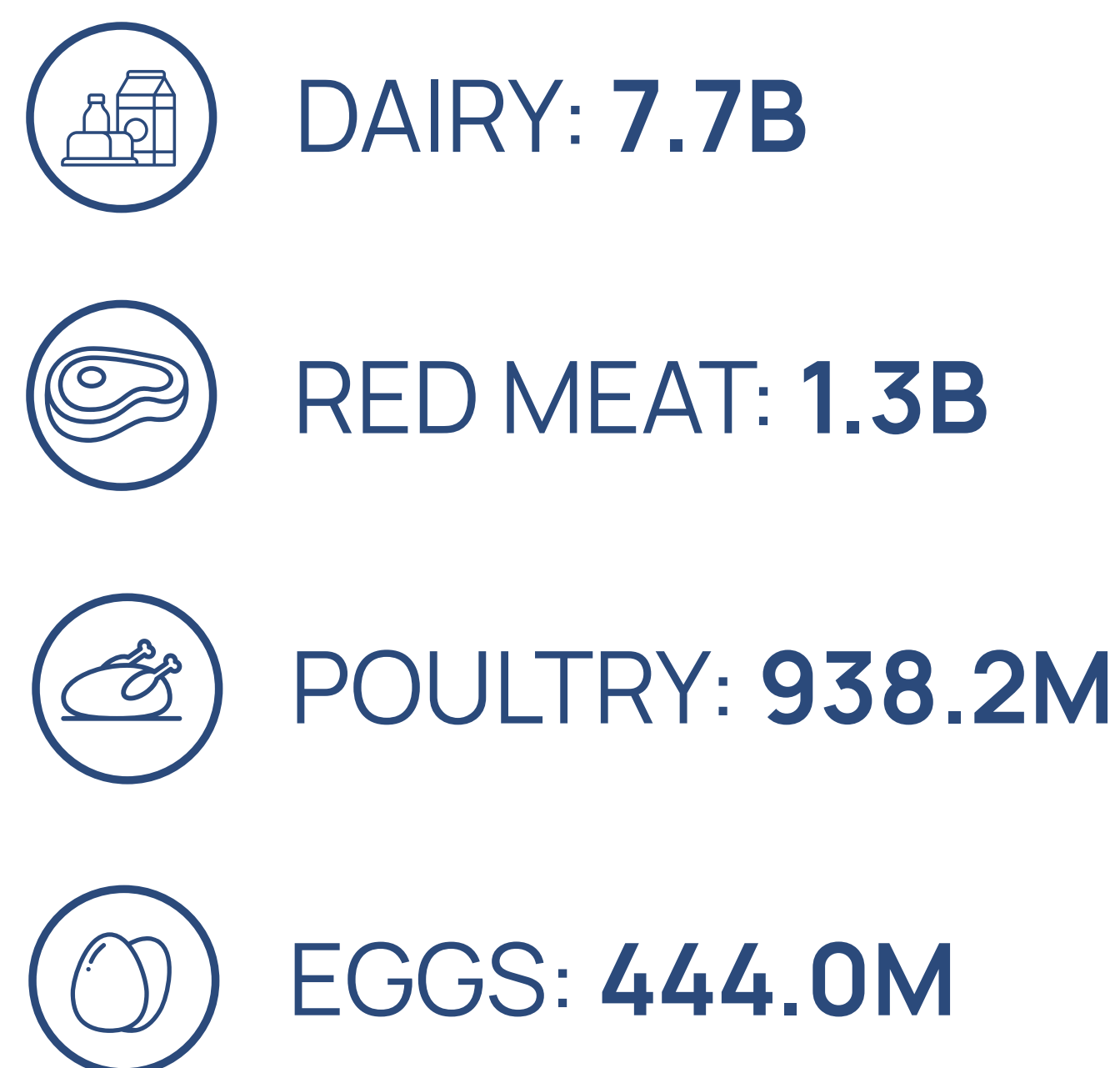


Animal health products protect over 182 million food animals from disease and ensure the safety of 10.4 billion lbs of food consumed in Ohio.

Food Producing Animals



Food Availability (Lbs)





# Oklahoma

The animal health industry provides critical products to animal-related industries and supports **\$9.1 billion** in economic activity in Oklahoma.

## Direct Impact

Animal Health



## Indirect Impact

- Meat & Dairy Mfg. **\$5.1B**
- Animal Production **\$3.3B**
- Veterinary Svcs. **\$625.7M**
- Pet Svcs. **\$59.6M**



## Impact of Indirect Industries

- OUTPUT: \$9.1B**
- JOBS: 23.0K**
- WAGES: \$971.4M**

Animal health products protect pets and their human families in **1.0 million households** across Oklahoma.

## Pet Ownership & Expenditures



**1.0M**

Households have at least one pet

**\$685.7M**


Annual spending on pets, incl. vet visits, pet purchase, medicine, & supplies

## Total Pet Count

- CATS: 942.0K**
- DOGS: 1.3M**

Animal health products protect nearly **208.2 million food animals** from disease and ensure the safety of **3.5 billion lbs** of food consumed in Oklahoma.

## Food Producing Animals




Chickens & Turkeys



Cattle



Hogs & Pigs



Sheep & Lambs



## Food Availability (Lbs)




**DAIRY: 2.6B**



**RED MEAT: 443.4M**



**POULTRY: 317.5M**



**EGGS: 150.2M**

# Oregon

The animal health industry provides critical products to animal-related industries and supports **\$6.8 billion** in economic activity in Oregon.

### Direct Impact

Animal Health



### Indirect Impact



Meat & Dairy Mfg.  
**\$3.0B**



Animal Production  
**\$2.8B**



Veterinary Svcs.  
**\$904.3M**



Pet Svcs.  
**\$86.0M**



### Impact of Indirect Industries



OUTPUT: **\$6.8B**



JOBS: **18.2K**



WAGES: **\$834.9M**

Animal health products protect pets and their human families in **1.1 million households** across Oregon.

### Pet Ownership & Expenditures




**1.1M**

Households have at least one pet

**\$754.1M**

Annual spending on pets, incl. vet visits, pet purchase, medicine, & supplies

### Total Pet Count




CATS: **1.0M**



DOGS: **1.4M**

Animal health products protect nearly **4.2 million food animals** from disease and ensure the safety of **3.7 billion lbs** of food consumed in Oregon.

### Food Producing Animals



Chickens & Turkeys

**2.7M**



Cattle

**1.3M**



Hogs & Pigs

**9.0K**



Sheep & Lambs

**155.0K**

### Food Availability (Lbs)




DAIRY: **2.8B**



RED MEAT: **472.2M**



POULTRY: **338.2M**



EGGS: **160.0M**



# Pennsylvania





The animal health industry provides critical products to animal-related industries and supports **\$20.1 billion** in economic activity in Pennsylvania.

### Direct Impact




Animal Health



### Indirect Impact

-  Meat & Dairy Mfg. **\$12.2B**
-  Animal Production **\$5.7B**
-  Veterinary Svs. **\$1.9B**
-  Pet Svs. **\$230.8M**

### Impact of Indirect Industries

-  **OUTPUT: \$20.1B**
-  **JOBS: 52.9K**
-  **WAGES: \$2.6B**

Animal health products protect pets and their human families in **3.6 million households** across Pennsylvania.

### Pet Ownership & Expenditures




**3.6M**

Households have at least one pet

**\$2.3B**

Annual spending on pets, incl. vet visits, pet purchase, medicine, & supplies

### Total Pet Count




**CATS: 3.2M**



**DOGS: 4.4M**

Animal health products protect nearly **286.2 million food animals** from disease and ensure the safety of **11.4 billion lbs** of food consumed in Pennsylvania.


### Food Producing Animals



Chickens & Turkeys



Cattle



Hogs & Pigs



Sheep & Lambs



### Food Availability (Lbs)




**DAIRY: 8.5B**



**RED MEAT: 1.4B**



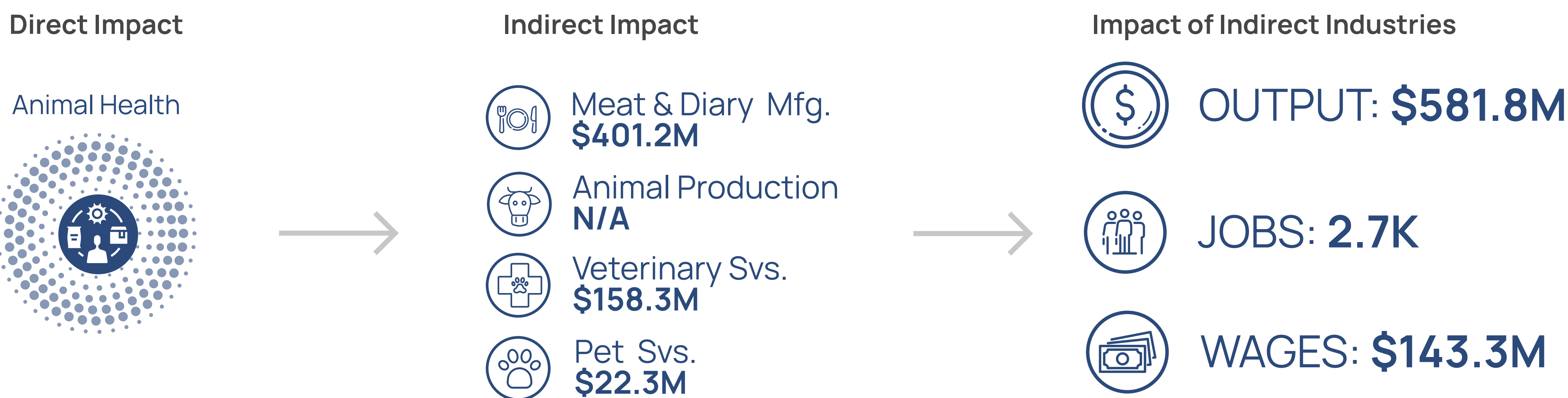
**POULTRY: 1.0B**



**EGGS: 488.6M**

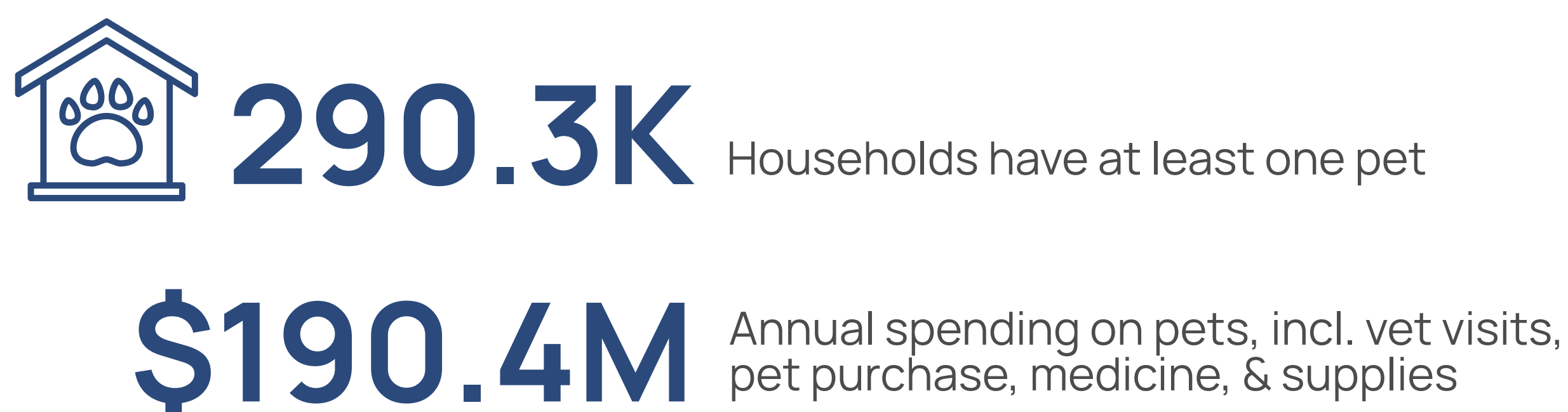
# Rhode Island

The animal health industry provides critical products to animal-related industries and supports **\$581.8 million** in economic activity in Rhode Island.



Animal health products protect pets and their human families in **290.3 thousand households** across Rhode Island.

**Pet Ownership & Expenditures**

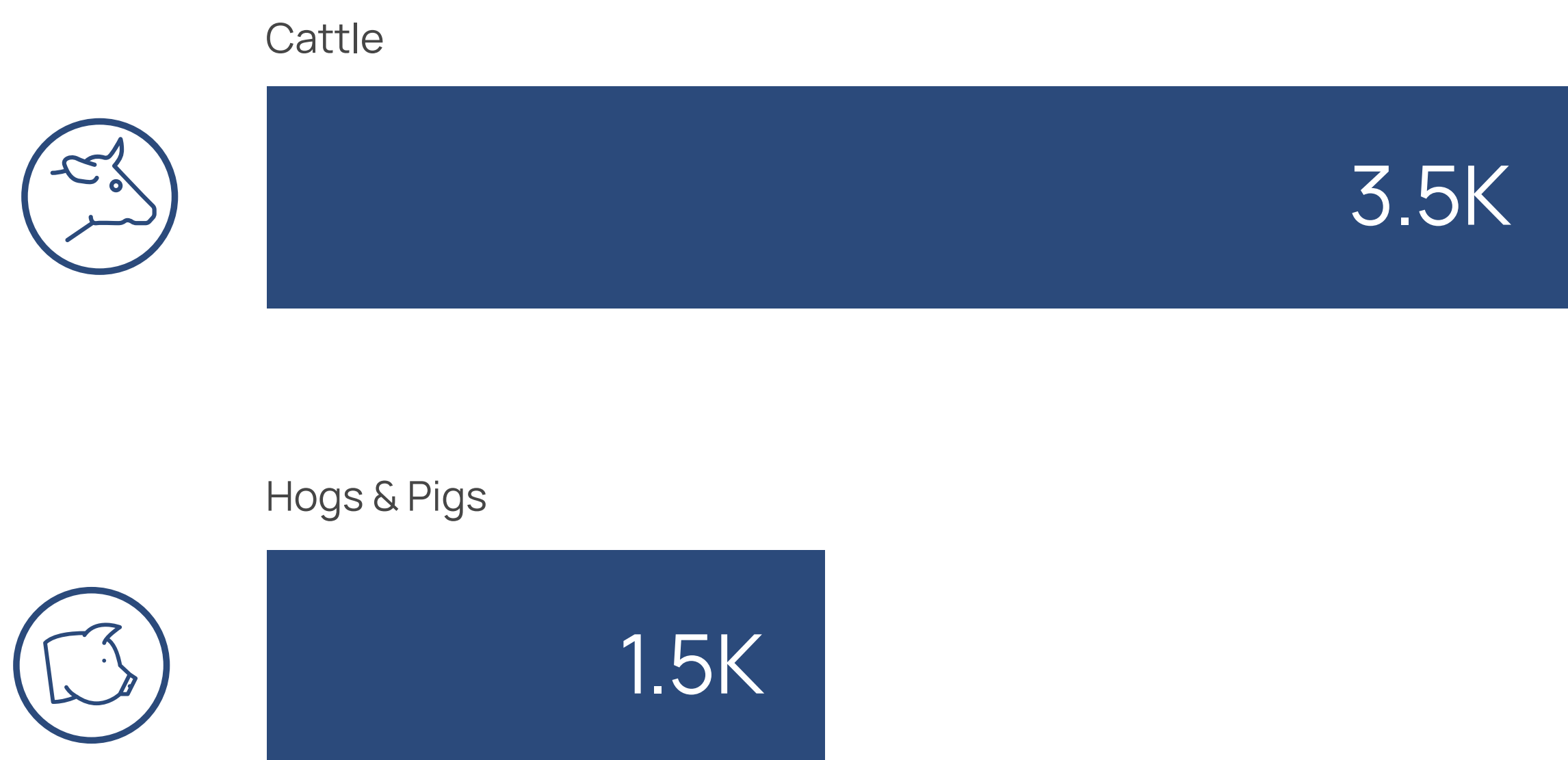


**Total Pet Count**

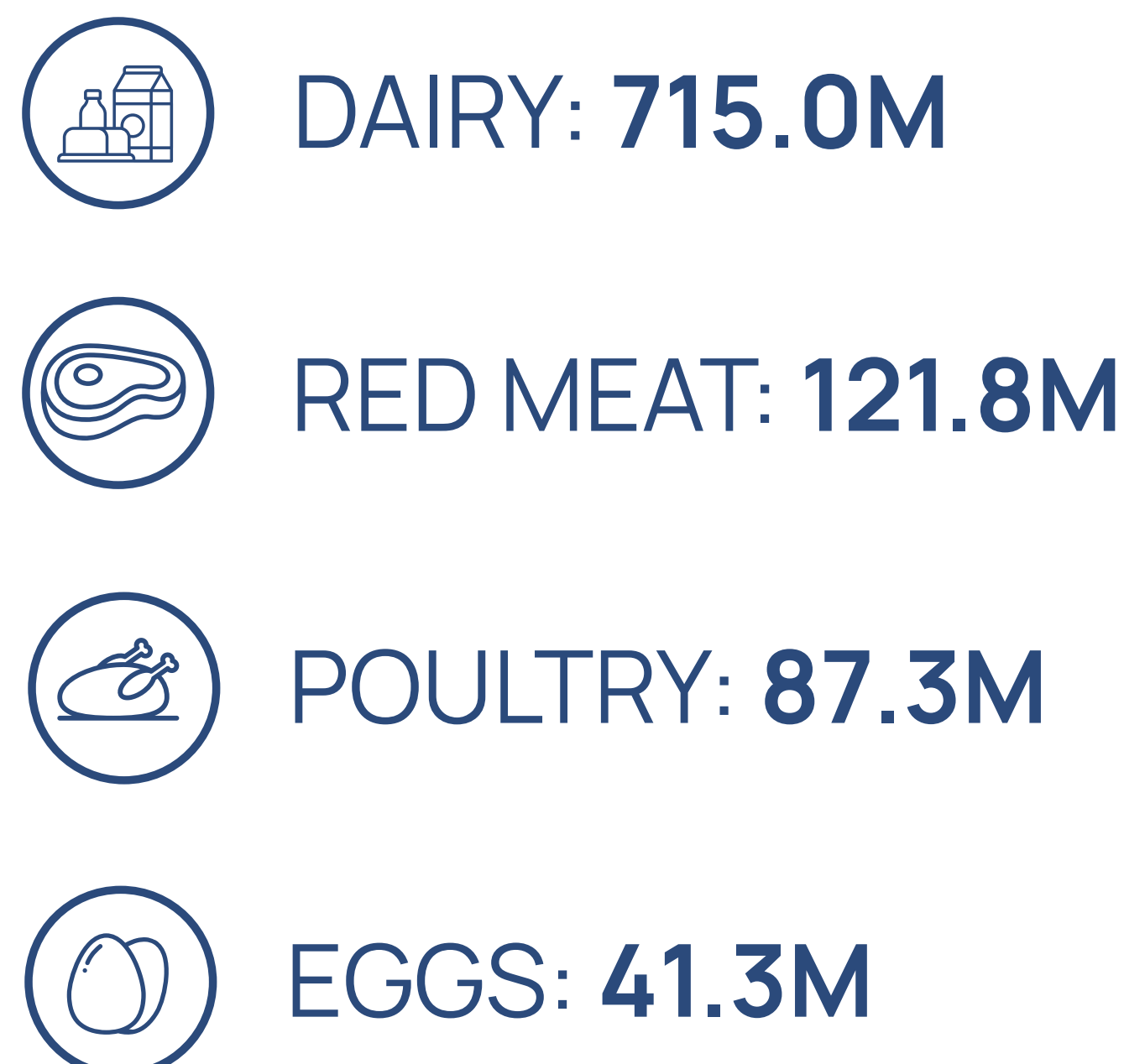


Animal health products protect **5 thousand food animals** from disease and ensure the safety of **965.4 million lbs** of food consumed in Rhode Island.

**Food Producing Animals**



**Food Availability (Lbs)**





# South Carolina

The animal health industry provides critical products to animal-related industries and supports **\$5.9 billion** in economic activity in South Carolina.

## Direct Impact

Animal Health



## Indirect Impact



Meat & Dairy Mfg.  
**\$3.7B**



Animal Production  
**\$1.3B**



Veterinary Svcs.  
**\$809.8M**



Pet Svcs.  
**\$96.3M**



## Impact of Indirect Industries



OUTPUT: **\$5.9B**



JOBS: **19.7K**



WAGES: **\$825.6M**

Animal health products protect pets and their human families in **1.4 million households** across South Carolina.

## Pet Ownership & Expenditures




**1.4M**

Households have at least one pet

**\$900.5M**

Annual spending on pets, incl. vet visits, pet purchase, medicine, & supplies

## Total Pet Count




CATS: **1.2M**



DOGS: **1.7M**

Animal health products protect over **255 million food animals** from disease and ensure the safety of **4.6 billion lbs** of food consumed in South Carolina.

## Food Producing Animals



Chickens & Turkeys



Cattle



Hogs & Pigs



## Food Availability (Lbs)




DAIRY: **3.4B**



RED MEAT: **577.3M**



POULTRY: **413.4M**



EGGS: **195.6M**

# South Dakota

The animal health industry provides critical products to animal-related industries and supports **\$7.1 billion** in economic activity in South Dakota.

## Direct Impact

Animal Health



## Indirect Impact



Meat & Dairy Mfg.  
**\$4.0B**



Animal Production  
**\$2.9B**



Veterinary Svcs.  
**\$140.3M**



Pet Svcs.  
**\$17.4M**



## Impact of Indirect Industries



OUTPUT: **\$7.1B**



JOBS: **13.9K**



WAGES: **\$687.9M**

Animal health products protect pets and their human families in **243.5 thousand households** across South Dakota.

## Pet Ownership & Expenditures




**243.5K**

Households have at least one pet

**\$159.7M**

Annual spending on pets, incl. vet visits, pet purchase, medicine, & supplies

## Total Pet Count




CATS: **219.4K**



DOGS: **297.1K**

Animal health products protect over **12.7 million food animals** from disease and ensure the safety of **788.9 million lbs** of food consumed in South Dakota.

## Food Producing Animals



Chickens & Turkeys

**6.5M**




Cattle

**4.0M**



Hogs & Pigs

**2.0M**



Sheep & Lambs

**245.0K**

## Food Availability (Lbs)




DAIRY: **584.3M**



RED MEAT: **99.6M**



POULTRY: **71.3M**



EGGS: **33.7M**



# Tennessee

The animal health industry provides critical products to animal-related industries and supports **\$10.1 billion** in economic activity in Tennessee.

## Direct Impact




Animal Health



## Indirect Impact

-  Meat & Dairy Mfg. **\$7.2B**
-  Animal Production **\$1.5B**
-  Veterinary Svs. **\$1.2B**
-  Pet Svs. **\$114.3M**

## Impact of Indirect Industries

-  **OUTPUT: \$10.1B**
-  **JOBS: 29.7K**
-  **WAGES: \$1.3B**

Animal health products protect pets and their human families in **1.8 million households** across Tennessee.

## Pet Ownership & Expenditures




**1.8M**

Households have at least one pet

**\$1.2B**

Annual spending on pets, incl. vet visits, pet purchase, medicine, & supplies

## Total Pet Count




**CATS: 1.7M**



**DOGS: 2.3M**

Animal health products protect over **200.5 million food animals** from disease and ensure the safety of **6.1 billion lbs** of food consumed in Tennessee.

## Food Producing Animals



Chickens & Turkeys

**198.4M**



Cattle

**1.8M**



Hogs & Pigs

**260.0K**



Sheep & Lambs

**53.0K**

## Food Availability (Lbs)




**DAIRY: 4.6B**




**RED MEAT: 775.7M**



**POULTRY: 555.5M**



**EGGS: 262.9M**



The animal health industry provides critical products to animal-related industries and supports \$46.9 billion in economic activity in Texas.

Direct Impact

Animal Health



Indirect Impact



Meat & Dairy Mfg.  
**\$21.9B**



Animal Production  
**\$20.3B**



Veterinary Svcs.  
**\$4.2B**



Pet Svcs.  
**\$535.6M**



Impact of Indirect Industries



OUTPUT: **\$46.9B**



JOBS: **123.8K**



WAGES: **\$5.9B**

Animal health products protect pets and their human families in 6.9 million households across Texas.

Pet Ownership & Expenditures




**6.9M**

Households have at least one pet

**\$4.5B**

Annual spending on pets, incl. vet visits, pet purchase, medicine, & supplies

Total Pet Count




CATS: **6.2M**



DOGS: **8.5M**

Animal health products protect over 752.1 million food animals from disease and ensure the safety of 26 billion lbs of food consumed in Texas.

Food Producing Animals



Chickens & Turkeys

**737.2M**




Cattle

**13.1M**



Hogs & Pigs

**1.1M**



Sheep & Lambs

**730.0K**

Food Availability (Lbs)




DAIRY: **19.3B**



RED MEAT: **3.3B**



POULTRY: **2.4B**

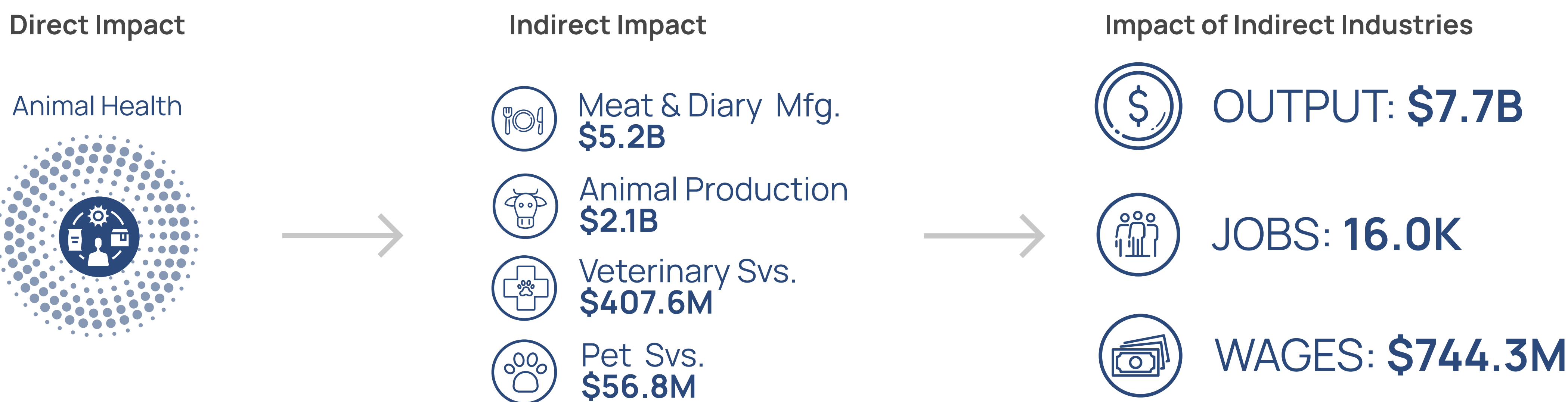


EGGS: **1.1B**





The animal health industry provides critical products to animal-related industries and supports \$7.7 billion in economic activity in Utah.



Animal health products protect pets and their human families in 702.3 thousand households across Utah.

Pet Ownership & Expenditures

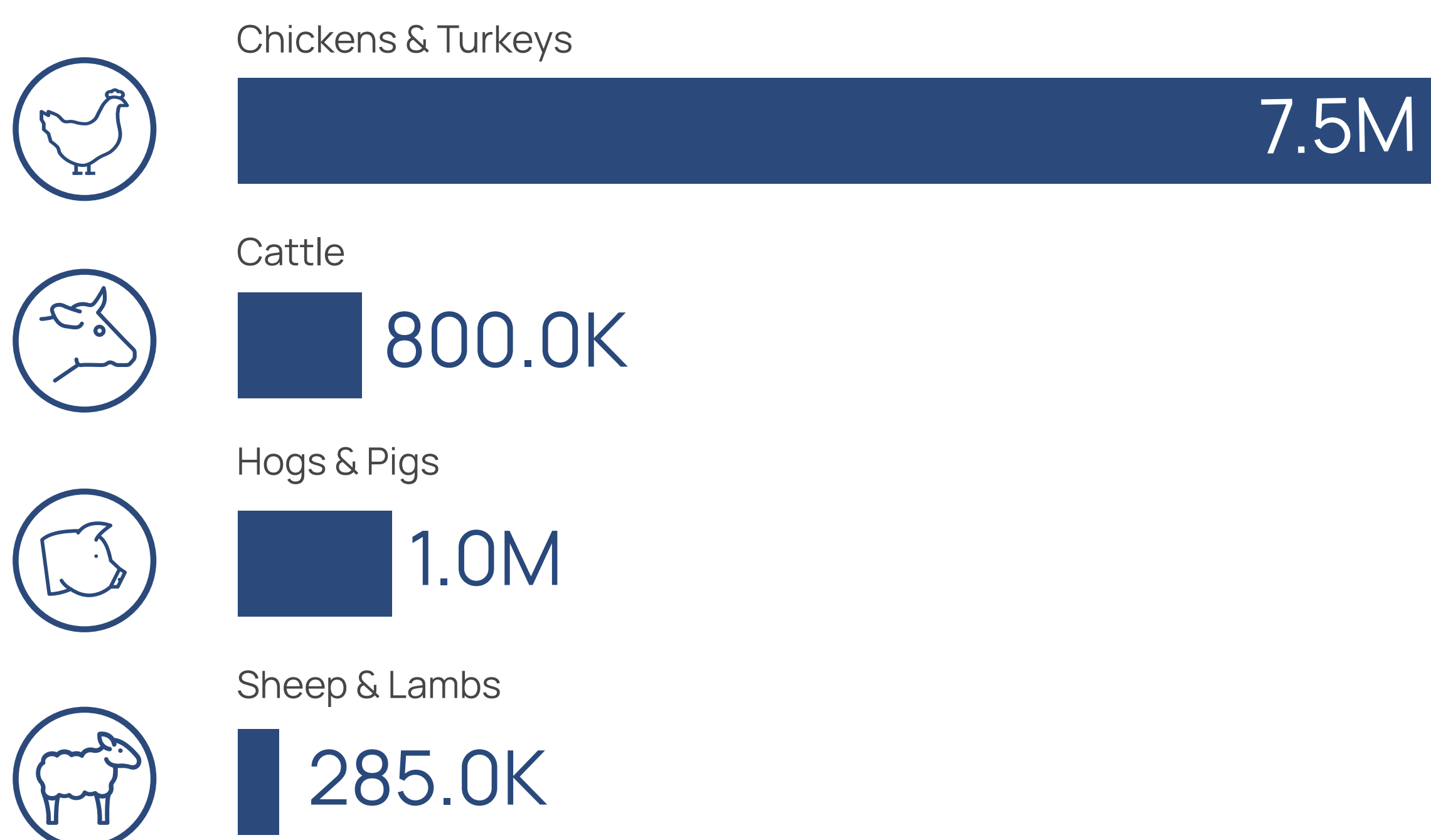


Total Pet Count

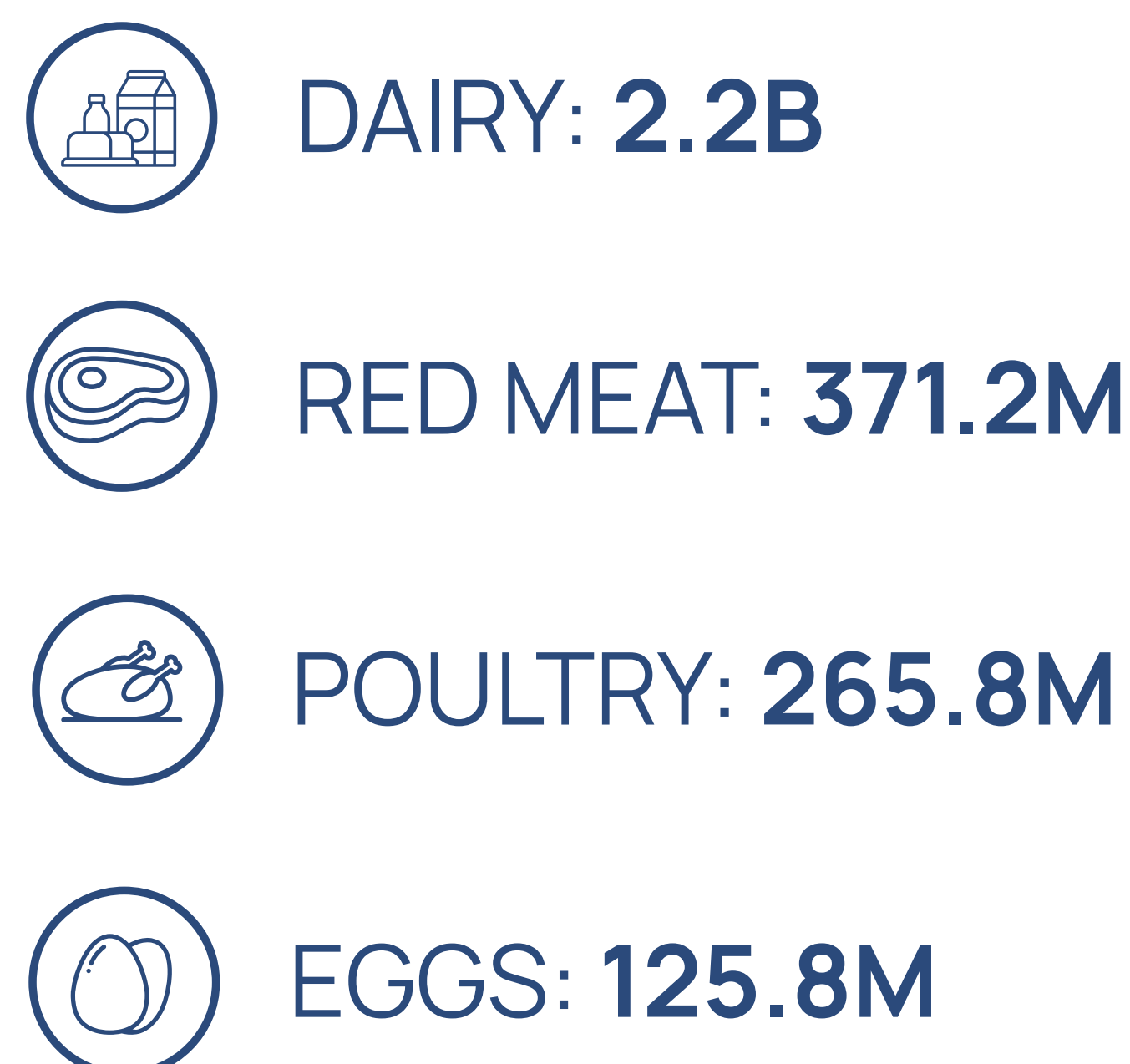


Animal health products protect over 9.6 million food animals from disease and ensure the safety of 2.9 billion lbs of food consumed in Utah.

Food Producing Animals

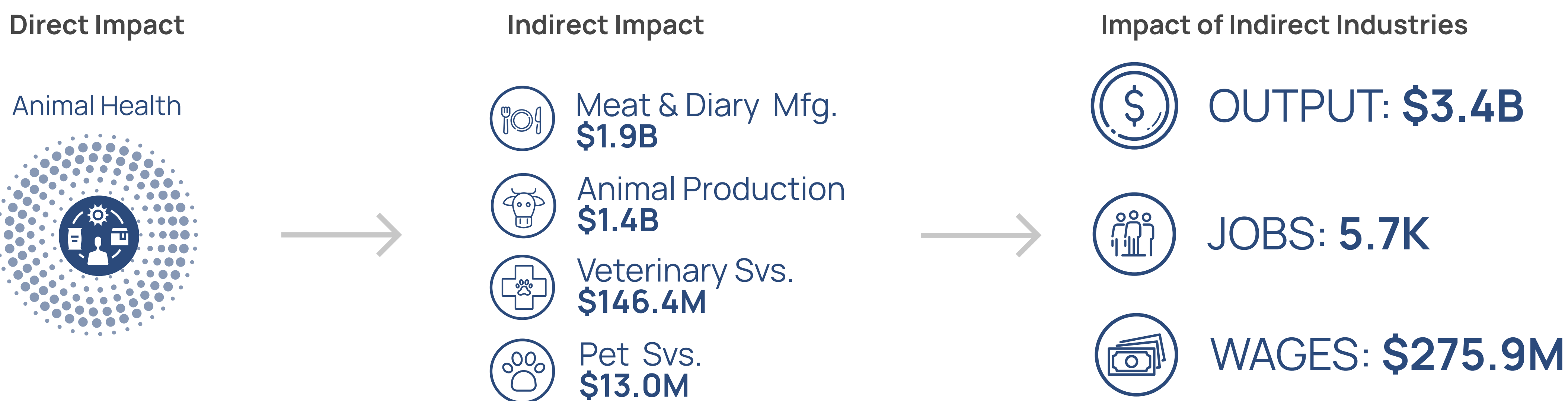


Food Availability (Lbs)



# Vermont

The animal health industry provides critical products to animal-related industries and supports **\$3.4 billion** in economic activity in Vermont.



Animal health products protect pets and their human families in **184 thousand households** across Vermont.

**Pet Ownership & Expenditures**

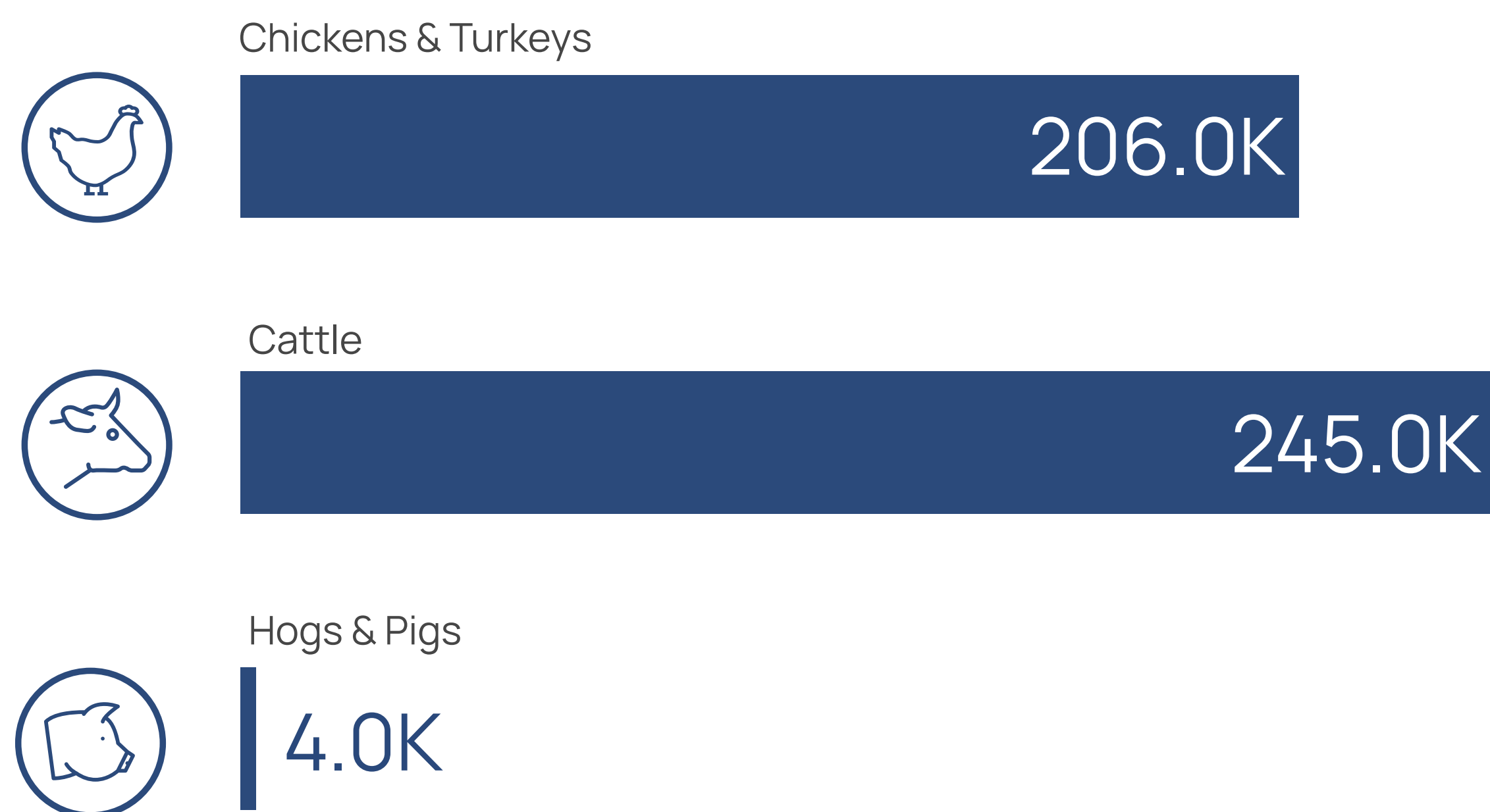


**Total Pet Count**

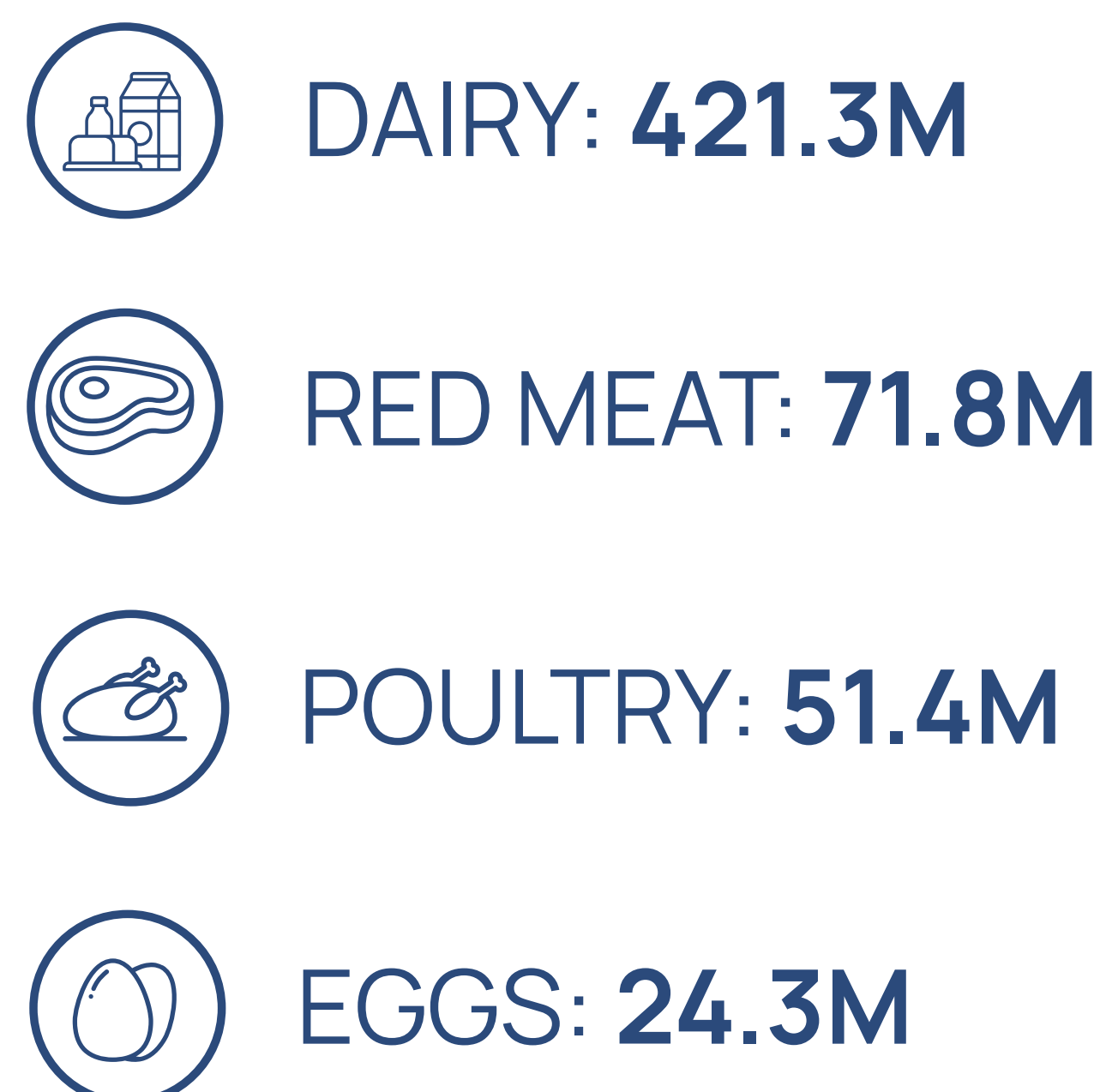


Animal health products protect **455 thousand food animals** from disease and ensure the safety of **568.8 million lbs** of food consumed in Vermont.

**Food Producing Animals**



**Food Availability (Lbs)**





# Virginia

The animal health industry provides critical products to animal-related industries and supports **\$11.4 billion** in economic activity in Virginia.

## Direct Impact

Animal Health



## Indirect Impact



Meat & Dairy Mfg.  
**\$7.3B**



Animal Production  
**\$2.3B**



Veterinary Svcs.  
**\$1.6B**



Pet Svcs.  
**\$197.2M**



## Impact of Indirect Industries



OUTPUT: **\$11.4B**



JOBS: **37.2K**



WAGES: **\$1.7B**

Animal health products protect pets and their human families in **2.2 million households** across Virginia.

## Pet Ownership & Expenditures



**2.2M**

Households have at least one pet

**\$1.5B**

Annual spending on pets, incl. vet visits, pet purchase, medicine, & supplies

## Total Pet Count




CATS: **2.0M**



DOGS: **2.7M**

Animal health products protect nearly **305.4 million food animals** from disease and ensure the safety of **7.6 billion lbs** of food consumed in Virginia.

## Food Producing Animals



Chickens & Turkeys



Cattle



Hogs & Pigs



Sheep & Lambs



## Food Availability (Lbs)




DAIRY: **5.6B**



RED MEAT: **961.1M**



POULTRY: **688.3M**



EGGS: **325.7M**

# Washington

The animal health industry provides critical products to animal-related industries and supports \$10.3 billion in economic activity in Washington.

## Direct Impact

Animal Health



## Indirect Impact

-  Meat & Dairy Mfg. **\$3.7B**
-  Animal Production **\$5.1B**
-  Veterinary Svs. **\$1.4B**
-  Pet Svs. **\$160.8M**



## Impact of Indirect Industries

-  **OUTPUT: \$10.3B**
-  **JOBS: 29.7K**
-  **WAGES: \$1.4B**

Animal health products protect pets and their human families in 2 million households across Washington.

## Pet Ownership & Expenditures




**2.0M**

Households have at least one pet

**\$1.3B**

Annual spending on pets, incl. vet visits, pet purchase, medicine, & supplies

## Total Pet Count




**CATS: 1.8M**



**DOGS: 2.5M**

Animal health products protect nearly 9.8 million food animals from disease and ensure the safety of 6.8 billion lbs of food consumed in Washington.

## Food Producing Animals




Chickens & Turkeys



Cattle



Hogs & Pigs



Sheep & Lambs



## Food Availability (Lbs)




**DAIRY: 5.1B**



**RED MEAT: 860.6M**



**POULTRY: 616.3M**



**EGGS: 291.6M**



# West Virginia

The animal health industry provides critical products to animal-related industries and supports \$1.1 billion in economic activity in West Virginia.

## Direct Impact

Animal Health



## Indirect Impact



Meat & Dairy Mfg.  
\$639.3M



Animal Production  
\$183.5M



Veterinary Svcs.  
\$232.9M



Pet Svcs.  
\$18.8M



## Impact of Indirect Industries



OUTPUT: \$1.1B



JOBS: 4.3K



WAGES: \$161.1M

Animal health products protect pets and their human families in 514 thousand households across West Virginia.

## Pet Ownership & Expenditures



514.0K

Households have at least one pet

\$337.1M

Annual spending on pets, incl. vet visits, pet purchase, medicine, & supplies

## Total Pet Count




CATS: 463.1K



DOGS: 627.0K

Animal health products protect over 72.5 million food animals from disease and ensure the safety of 1.6 billion lbs of food consumed in West Virginia.

## Food Producing Animals




Chickens & Turkeys



Cattle



Hogs & Pigs



Sheep & Lambs



## Food Availability (Lbs)




DAIRY: 1.2B



RED MEAT: 198.3M



POULTRY: 142.0M



EGGS: 67.2M



The animal health industry provides critical products to animal-related industries and supports **\$42.7 billion** in economic activity in Wisconsin.

Direct Impact

Animal Health



Indirect Impact



Meat & Dairy Mfg.  
**\$28.5B**



Animal Production  
**\$13.0B**



Veterinary Svcs.  
**\$1.0B**



Pet Svcs.  
**\$143.3M**



Impact of Indirect Industries



OUTPUT: **\$42.7B**



JOBS: **71.6K**



WAGES: **\$3.6B**

Animal health products protect pets and their human families in **1.7 million households** across Wisconsin.

Pet Ownership & Expenditures




**1.7M**

Households have at least one pet

**\$1.1B**

Annual spending on pets, incl. vet visits, pet purchase, medicine, & supplies

Total Pet Count




CATS: **1.5M**



DOGS: **2.0M**

Animal health products protect over **68.6 million food animals** from disease and ensure the safety of **5.2 billion lbs** of food consumed in Wisconsin.

Food Producing Animals




Chickens & Turkeys



Cattle



Hogs & Pigs



Sheep & Lambs



Food Availability (Lbs)




DAIRY: **3.8B**



RED MEAT: **655.7M**



POULTRY: **469.6M**



EGGS: **222.2M**



# Wyoming

The animal health industry provides critical products to animal-related industries and supports **\$1.7 billion** in economic activity in Wyoming.

## Direct Impact

Animal Health



## Indirect Impact



Meat & Dairy Mfg.  
**\$117.4M**



Animal Production  
**\$1.4B**



Veterinary Svcs.  
**\$116.8M**



Pet Svcs.  
**\$12.2M**



## Impact of Indirect Industries



OUTPUT: **\$1.7B**



JOBS: **3.5K**



WAGES: **\$130.0M**

Animal health products protect pets and their human families in **163.3 thousand households** across Wyoming.

## Pet Ownership & Expenditures




**163.3K**

Households have at least one pet

**\$107.1M**

Annual spending on pets, incl. vet visits, pet purchase, medicine, & supplies

## Total Pet Count



CATS: **147.1K**



DOGS: **199.2K**

Animal health products protect over **1.7 million food animals** from disease and ensure the safety of **510 million lbs** of food consumed in Wyoming.

## Food Producing Animals



Cattle



Hogs & Pigs



Sheep & Lambs



## Food Availability (Lbs)




DAIRY: **377.7M**



RED MEAT: **64.4M**



POULTRY: **46.1M**



EGGS: **21.8M**